



A WORLD INSIDE THE HOTEL

2019-20
CATALOGUE

**Operating Supplies
& Equipment (OS&E)**

we know
hotels

INSIDE AND OUT



A Little Bit About Us

We manufacture, develop and provide quality hotel and hospitality products that are designed to meet all the needs of any hotel. Rapid Supplies is a well-established and trusted supplier for a complete solution of Operating Supplies & Equipment. We have got a strong reputation for providing quality products and the best services to our clients worldwide. Our luxury hotel supplies are sure to add value to the hotels and resort while enhancing guests experiences during their stay. We are able to offer you top quality products at extremely competitive prices.

It has taken years of dedication and service to develop the company we are today backed by our 15 years of hotel experience as one of the leading supplies.

More than customer response- proactive customer collaboration.

It's not enough for us to simply react to your hospitality issues as they arise. We proactively seek to engage our customers so the current needs of your business and the desires of your guests continue to fuel our product development and selection. In fact, many of our products are the result of uniting our customers' valued input with our unique capabilities.

You

ASKED

and we

LISTENED

The

POWER

of true

PARTNERSHIP

Your brand and our sourcing expertise.

For your business to constantly excel, you need to rely on a partner who can point out the latest industry trends and influences. We are committed to being that beacon to help you see the impact on your guest experience and solve the need with unique selections of incomparable value. The ability to leverage our collective hotel experience and apply it directly to the top manufacturing resources enables us to provide outstanding products and custom solutions for your individual brand.

Experience a refreshing level of quality and expertise

When customers come to visit us, the more they see, the more their eyes widen. They expect incredible savings, but they just don't expect product planning and quality to this caliber. Captured by the knowledge and commitment of our product experts, customers tell us the overall experience makes a lasting impression.

Backed by

15
YEARS
of Experience

More than

2000

PRODUCTS

Incomparable selection and service are on full display

Over 2000 trusted hotel supplies, place us at the top of the hotel supplies industry. And many products are developed to support your property's environmental initiatives and your guests' requests for eco-friendly products.

Need something customised? We can make it happen. Customer support from the helpful and knowledgeable service team is always at your fingertips. Our customer service is renowned for excellence.

Value is unequaled in the hospitality industry

Rapid Supplies goes far beyond value-driven products. More than just priced right, it is built right. Exceptional quality is ensured by righteous testing standards, designed to meet or exceed the tough standards of the biggest hospitality brands. And our manufacturer-direct pricing puts us over the top. When you combine everything you get from us with everything you save, the total value simply can't be matched.

ONE SOURCE

ONE

SOLUTION

INDEX

1

GUESTROOM

9-36

MINIBAR
SAFE BOX
KETTLES & TRAY
IRON & IRON BOARD
ALARM CLOCK
LUGGAGE RACK
ROOM BIN
HAIR DRYER
WEIGHING SCALE
MAGNIFYING MIRROR
LEATHER COLLATERALS
WOODEN & RESIN ACCESSORIES
BATHROOM AMENITIES & ACCESSORIES



2

LINEN

37-50

BED LINEN
SHEETS & COVERS
NATURAL & SYNTHETIC PILLOWS
NATURAL & SYNTHETIC DUVET
MATTRESS PROTECTOR
PILLOW PROTECTOR
BATH LINEN
TOWELS
MATS & RUGS
ROBES
BEACH & POOL TOWELS
GYM TOWELS

3

PROFESSIONAL COOKWARE

9-36

POTS & PANS
SMALL KITCHEN ACCESSORIES
ROASTING PANS AND COLANDER
GASTRONOMY PANS
BREAD BASKET
RACKS & PALLET
TRANSPORTATION & SERVING TROLLEYS
STORAGE SHELVES
MENU & SIGNS



4

BUFFET PRESENTATION

109-136

CRATE SYSTEM
PUZZLE SYSTEM
ATREX SYSTEM
SHELVES & SURFACES
CUBE RISERS
JUICE DISPENSERS
BREAD BASKET / FRUIT BASKET
MILK & CEREAL DISPENSERS
PLACEMATS
SLATE SERVING TRAY
BUFFET RAISERS & ELEVATION
COOLING TRAYS
SERVICE
CHAFING DISHES
CARVING STATION & HEAT LAMPS
SIGNS



5

FOOD & BEVERAGES

137-156

CHINAWARE	GLASSWARE
SUFI	RED WINE
AGORA	VODKA
PERA	MARTINI
POLO	WHISKEY
CUTLERY	LIQUOR
AMALFI	CHAMPAGNE
VIDAL	WHITE WINE
SETTIMOCIELO	BEER
SIENA	LONG DRINK
RIVEIERA	

6

LOBBY & FRONT OFFICE

157-170

LUGGAGE CART
HAND TRUCK
PLATFORM TROLLEY
SIGN STAND
CROWD CONTROL
INDOOR / OUTDOOR BINS
MAGAZINE RACKS
UMBRELLA HOLDER
SHOE POLISH MACHINE



7

HOUSEKEEPING

171-180

HOUSEKEEPING TROLLEY
ROOM SERVICE TROLLEY
LINEN CART
LAUNDRY TRUCK
UNIFORM TROLLEY
HOT BOX TROLLEY
BANQUET TABLE TROLLEY
CHAIR TROLLEY
PLATFORM TROLLEY



8

CHILD FRIENDLY

181-187

HIDEAWAY WOODEN CRIB
BOUTIQUE WOODEN CRIB
TRAVEL WOODEN CRIB
ROYALE WOODEN CRIB
PINNACLE METAL CRIB
CELEBRITY / ELITE PLAYARD
CRIB MATTRESS
CRIB SHEETS & BLANKETS
KOALA BABY CHANGING STATIONS
FOUNDATION BABY CHANGING STATIONS
RESTAURANT HIGH CHAIR
CINEMA BOOSTER SEAT

GUEST ROOM

SUPPLIES

Impress your guests with welcoming amenities

We're going out of our way to help create a wonderful and rewarding in-room experience with high-demand products to meet every amenity needed. And as people become more environmentally conscious, we offer a wide range of green, environmentally friendly amenities that guests love.

Our Guest Room Supplies include



Whatever in-room supplies your guests desire, you can easily accommodate them

ENERGY SAVER




As noiseless refrigerator without compressor and a sleek design suits any hotel and blends with a variety of decorative schemes. Equipped with adjustable thermostat to keep your cooled items at an optimum temperature. Its roomy enough for the snacks and beverages for your customers but small enough to fit almost everywhere, even in places where space is a premium.

Features

Adjustable transparent door racks for high visibility.
Removable shelving for easy cleaning.
Fully automatic defrost and easily adjustable thermostat.
Strong door hinges convertible left to right.
All round magnetic seals to keep the door perfectly shut.
Thermal insulation manufactured with cyclopentane.
Integrated door handles.
100% green and HSF (Hazardous Substance Free)
Innovative 2nd Generation cooling system
Energy saving and electronic frost free thermostat system
Door controlled LED light



Frost free and
condensing free



The filled argon gas is
ionized by high voltage
and generates electric
current



REF	CAPACITY	SIZE cm	ENERGY CONSUMPTION	POWER
ES30F	30L	W40 x D41 x H50	0.70kwh / 24hrs	70W
ES30G	30L	W40 x D42 x H50	1.20kwh / 24hrs	70W
ES40F	40L	W40 x D43 x H56	0.75kwh / 24hrs	70W
ES40G	40L	W40 x D44 x H56	1.30kwh / 24hrs	70W
ES60F	60L	W49 x D49 x H58	0.95kwh / 24hrs	85W
ES60G	60L	W49 x D50 x H58	1.25kwh / 24hrs	85W

Cooling Technology	Absorption cooling system
Noise	0dB
Color pattern	Black /Wooden /Silk print / Custom color
Voltage	220-240V / 50-60Hz
Average temperature	4-6° (Foam Door)/ 6-9° (Glass Door)
Door Hinge	Both sides
LED Light & Lock	Optional



Good cold preservation &
low energy consumption



The glass door includes
3 layers of tempered
glass, sealed, vaccumed
and gas filled.

HI-COOL



Hi-cool minibar have been quality engineered with generous internal space, simple and stylish design. Low energy consumption and silent absorption technology. It is a great value for money.

Features

- Thermal insulation manufactured with cyclopentane.
- Stocking capacity of upto 38 facings.
- Removable shelving for easy cleaning.
- Fully automatic defrost and easily adjustable thermostat.
- Strong door hinges convertable left to right.
- All round magnetic seals to keep the door perfectly shut.
- Integrated door handles.
- Adjustable transparent door racks for high visibility.

REF	CAPACITY	SIZE cm	ENERGY CONSUMPTION	POWER
HC30F	30L	W40 x D42 x H51.7	0.9kwh / 24hrs	65W
HC30G	30L	W40 x D42 x H51.7	0.9kwh / 24hrs	65W
HC40F	40L	W40 x D47 x H51.7	0.9kwh / 24hrs	65W
HC40G	40L	W40 x D47 x H51.7	0.9kwh / 24hrs	65W
HC60F	60L	W48.2 x D48 x H52.1	0.9kwh / 24hrs	65W

Cooling Technology	Absorption cooling system
Noise	0dB
Color	Black / White / Silver
Voltage	220-240V / 50-60Hz
Average Temperature	0-12 degree
Door Hinge	Both sides
LED Light & Lock	Optional



BASIC LINE

Quality at a great price with the 30, 40 and 50 litre basic line mini bars you can get to know the value for money side of silent cooling comfort.

**Features**

Adjustable transparent door racks for high visibility.
Removable shelving for easy cleaning.
Fully automatic defrost and easily adjustable thermostat.
Strong door hinges convertible left to right.
All round magnetic seals to keep the door perfectly shut.
Thermal insulation manufactured with cyclopentane.
Integrated door handles.
Innovative 2nd Generation cooling system



REF	CAPACITY	SIZE cm	ENERGY CONSUMPTION	POWER
BL25FG	25L	W38.0 x D40.0 x H50.0	0.75kwh / 24hrs	60W
BL28FG	28L	W40.0 x D39.0 x H44.0	0.75kwh / 24hrs	53W
BL30FG	30L	W38.0 x D43.0 x H51.0	0.75kwh / 24hrs	60W
BL38FG	38L	W43.5 x D45.5 x H54.5	0.85kwh / 24hrs	60W
BL50FG	50L	W45.5 x D48.0 x H56.0	0.75kwh / 24hrs	60W

Cooling Technology	Absorption cooling system
Noise	0dB
Color pattern	Black /White /Silver
Voltage	220-240V / 50-60Hz
Average temperature	0-8° (Foam Door)/ 10-15° (Glass Door)
Door Hinge	Both sides
LED Light & Lock	Optional



THERMOELECTRIC



Thermoelectric is a method of cooling based on the Peltier effect, making the heat concentrated on one side of the device, and the opposite side thereof is efficiently cooling. The use of this technology allows to ensure minibars compact construction and operation without the use of condensate, compressor and filters

Features

Auto-Defrost system to prevent the formation of ice on the walls
Electronic thermostat
Reversible doors
Led interior light
Stainless steel finish with a resistant and easy to clean interior lining
Its cutting-edge design cools from every direction, improving cooling efficiency and lowering energy consumption

REF	CAPACITY	SIZE cm	POWER
TE20F	20L	W40.2 x D35.1 x H44.8	70W
TE28F	28L	W38.0 x D38.0 x H47.5	70W
TE36F	36L	W38.0 x D44.5 x H47.5	70W
TE40F	40L	W40.5 x D43.4 x H54.5	70W

Cooling Technology	Advanced Thermoelectric Patented Technology
Color pattern	Black /Wooden /Silk print / Custom color
Voltage	220-240V / 50-60Hz
Average temperature	5-8°
Door Hinge	Both sides
LED Light	Soft interior LED light with on/off switch

DRAWBAR



Let your guest enjoy the chilled beverage at the bed side with our Drawbar Refrigerator.

Features

Intelligent Automatic defrost & condensing free solid door, with good cold preservation.
Door controlled low rated power LED light (magnet sensor)
Concealed thermal regulator for convenient adjustment and preventing customer changing the setting arbitrarily
CFC Free thermal insulation with ultra-cooling efficiency
Auto door Closure
Small drawer inside for the compartment
Rear fan for better performance

REF	CAPACITY	SIZE cm	ENERGY CONSUMPTION	POWER
DB21F	21L	W38.5 x D45.6 x H37	0.70kwh / 24hrs	65W
DB45F	45L	W49.5 x D45.5 x H42	0.70kwh / 24hrs	65W

Cooling Technology	Thermoelectric cooling system
Color pattern	Black /Wooden /White / Custom color
Voltage	220-240V / 50-60Hz
Average temperature	5-8°

SAFEPRO



REF	SIZE cm	CAPACITY
TE23F	W19.5 x D43.0 x H37.0	23.3L
TE27F	W20.0 x D45.0 x H40.0	27.6L

Features

Steel construction for durable and reliable protection
 Code scramble input function for privacy
 Programmable digital locks provides you to choose your personalized combination
 Pry resistant door and dual live bolts ensure optimal protection
 User code 4-6 digits for guest and master code for hotel management
 LED light inside to easily store your valuables
 Interior carpet to protect your valuables
 An emergency override key stores on board of the safe
 Specially designed for hotel guests to put 15" Laptops
 Audit trail function: Last 130 opening records can be printed by CEU
 Color: Sandy dark grey
 Security lock out for 5 minutes after 3 failed attempts
 Low battery warning and battery auto check up

DE-LUXE



REF	SIZE cm	CAPACITY
RF23F	W19.5 x D43.0 x H37.0	23.3L
RF27F	W20.0 x D45.0 x H40.0	27.6L

This new and unique RFID safe allow guest to use their room key to open the safe which eliminates the need to create and memorize the passcode.

Features

Ruggedly designed and constructed to meet the most exacting tolerances, this safe is compact, yet spacious enough to accommodate a 15" laptop, tablet, camera, purse and more.

Pry resistant door and dual live bolts ensure optimal protection. The safe locks and unlocks with a user-set, 4-digit code and can be installed on our 12" floor bolted pedestal.
 Enhanced LED Display inside
 Audio/Visual Operating Signals

Opening: Two sets of password operation-4-6 digit guest password /4-6 digit master password/6-CEU password(Optional) and override key
 Security lock out for 5 minutes after 3 failed attempts
 Audit trail function: Last 130 opening records can be printed by CEU
 Easy Access Battery Panel
 Emergency Battery Jumper Box
 Secure Pedestal Mounting
 Mechanical Fail-Safe Override key
 Tamper-Proof Installation Hardware
 Interior carpet to protect your valuables

BASIC LINE



REF	SIZE cm	CAPACITY
BS23F	W20.0 x D42.0 x H37.0	23L

Features
 Round backlit keypad
 High quality solid steel with pry resistant door and dual live bolts
 Code scramble input function for privacy
 Motorized opening and locking system
 An emergency override key stores on board of the safe
 Specially designed for hotel guests to put 15" Laptops
 LED light inside to easily store your valuables
 Interior carpet to protect your valuables
 Audit trail function: Last 500 opening records can be printed out by CEU
 Color: Black
 Security lock out for 5 minutes after 3 failed attempts
 Low battery warning and battery auto check up

PREMIUM



REF	SIZE cm	CAPACITY
PR25F	W19.5 x D43.0 x H37.0	25L

Features
 Steel construction for durable and reliable protection
 Programmable digital locks provides you to choose your personalized combination
 Pry resistant door and dual live bolts ensure optimal protection
 Code scramble input function for privacy
 Specially designed for hotel guests to put 15" Laptops
 An emergency override key stores on board of the safe
 User code 4-6 digit for guest and master code for hotel management
 Interior carpet to protect your valuables
 LED light inside to easily store your valuables
 Audit trail function: Last 130 opening records can be printed by CEU
 Color: Sandy dark grey
 Security lock out for 5 minutes after 3 failed attempts
 Low battery warning and battery auto check up

TOP-OPEN



REF	SIZE cm	CAPACITY
T085F	W13.0 x D40.0 x H35.0	8.5L
T013F	W15.0 x D40.0 x H35.0	13L
T018F	W18.0 x D40.0 x H35.0	18.2L

Features
 The compact dimensions of this safe allows it to be concealed in out-of-the-way places while providing enough storage space in guest wardrobe.
 Two solid steel locking bolts provide extra security against tampering, and 4 mounting holes allow the safe to be secured to a flat surface. Pre-drilled holes allow safe to be mounted into the floor, a shelf, or counter top.
 Two solid steel locking bolts; motorized deadbolt lock
 Solid steel structure, double bolts locking Code setting: 4-6 Digits
 Keypad will locked in case of three times wrong try Override emergency key/master Code equipped Rust-proof surface with quality power coating finish.
 Includes protective floor mat, emergency back-up keys, and mounting hardware.

RETRO



Heat resistant plastic housing
with partly chrome casing

REF	CAPACITY	POWER
RETRO	1 Litre	1800-2200W
OLYMPIA	1 Litre	1800-2200W

Concealed heating element
Washable filter inside
Boil dry protection
Auto shut off function
Intergrated heating element
Water level indicator
360 degree rotation for left and right handed use
CE and Intertek approved
1 Year warranty

OLYMPIA



Made of #304 stainless steel
brushed finish

ZAARO GLASS



Made with high borosilicate glass body,
durable and stain resistant

REF	CAPACITY	POWER
ZAARO	1 Litre	1800-2200W
ZAARO GLASS		

Concealed heating element
Washable filter inside
Boil dry protection
Auto shut off function
Intergrated heating element
Water level indicator
360 degree rotation for left and right handed use
CE and Intertek approved
1 Year warranty

ZAARO



Made of #304 stainless steel
brushed finish

REGENT



*Compact 1 litre brushed stainless
steel kettle*



Made of brushed finished
#304 stainless steel
Fully controlled by STRIX UK thermostat

REF	CAPACITY	POWER
REGENT	1 Litre	1500W

Concealed heating element
Auto shut off
Finger print resistant
Boil dry protection
Intergrated heating element
Water level indicator
360 degree rotation for left and right handed use
CE and Intertek approved
2 Years warranty

ECOLINE



*Eco-friendly and energy saving
0.5 litre stainless steel kettle*



Made of brushed finished
304 stainless steel
Fully controlled by STRIX UK thermostat

REF	CAPACITY	POWER
ECOLINE	0.5 Litre	1000W

Concealed heating element
Boil dry protection
Eco-friendly
Intergrated heating element
360 degree rotation for left and right handed use
CE and Intertek approved
1 Years warranty

WOODEN TRAY



REF	SIZE	COLOR
WOODEN TRAY	L42 x W20 x H0.45cm	Beech wood - Natural Beech wood - Mahogany

Made of strong lacquer to minimize scratches and stains
Anti-theft: cable can be fixed to base of tray
Base of kettle integrated
Several indentations for sachets and spoons
Tray can be tailor-made

SPACESAVER



REF	SIZE	COLOR
SPACESAVER	L26.0 x W16.0x H4.4 cm	Mahogany/ Black

Water resistant lacquered finish with hygienic consumables drawer
Its compact design is enough to fit even the smallest hotel rooms
Drawer made from foodsafe melamine
Several indentations for sachets and spoons
Tray can be tailor-made

ARRANGE



REF	SIZE	COLOR
ARRANGE	L37.0 x W22.0 x H10.4 cm	Black

Housing platform accommodates most kettle designs
Anti-theft: cable can be fixed to base of tray
Water resistant lacquer finish
Grooved cord pass through
Recessed cup and spoon cut outs

SPACIOUS



REF	SIZE	COLOR
SPACIOUS	L38.5 x W32.5 x H22.5 cm (Base tray) L33.5 x W13.2 x H1.1 cm (Service tray) L15.5 x W11.5 x H0.5 cm (Tea tray)	Black Ivory

Made of 3pcs tray set manufactured from 100% food safe high quality melamine.

RETRO



REF	SIZE	COLOR
RETRO	L38 x W28 x H2cm	Black

Add some style to your guest room
Made of 3pcs tray set manufactured from 100% food safe high quality melamine.

ECOLINE



REF	SIZE	COLOR
ECOLINE	L35.6 x W24 x H3.8 cm	Black

Made of strong recyclable ABS
Reduce the environmental footprint by using our eco-friendly hotel products

RETRACTABLE



REF	POWER	VOLTAGE	Cord Length
RETRACTABLE	2200W	220-240V / 50-60Hz	2m

Features

- Retractable cord
- Powerful Burst Steam & Vertical Steam Function
- Auto-shut off Function
- Ceramic coating soleplate
- Dry & Steam Ironing Function
- Spray & Steam Function
- Self-Cleaning Function
- Adjustable Thermostat Control
- Variable Steam Control
- Overheat Safety Protection
- Anti-drip Function

XPRESS STEAM



REF	POWER	VOLTAGE	Cord Length
XPRESS	1600W	220-240V / 50-60Hz	2m

Features

- Ceramic coating soleplate
- Dry & Steam Ironing Function
- Spray & Steam Function
- Self-Cleaning Function
- Powerful Burst Steam & Vertical Steam Function
- Adjustable Thermostat Control
- Variable Steam Control
- Flexible 360 Degree Swivel Cord Guard
- Overheat Safety Protection
- Anti-drip Function
- Auto-shut off Function

XPRESS STEAM PLUS



REF	POWER	VOLTAGE	Cord Length
XPRESS+	2200W	220-240V / 50-60Hz	2.5m

Features

- Innovative Double Ceramic coating soleplate
- Powerful Burst Steam & Vertical Steam Function
- Anti-drip Function
- Auto-shut off Function
- Dry & Steam Ironing Function
- Spray & Steam Function
- Self-Cleaning Function
- Adjustable Thermostat Control
- Variable Steam Control
- Flexible 360 Degree Swivel Cord Guard
- Overheat Safety Protection

PRESTIGE



REF	SIZE	FOLDED SIZE
PRESTIGE	40.5 x 119 cm	40.5 x 139 cm

Large and tough top of the line board
 Featuring a sturdy welded frame
 Heavy gauge mesh top
 Flame retardant iron board cover
 Thick fibre pad for easy ironing
 Lock height adjustment upto 85cm
 Anti-theft cable can be fixed with the iron rest

Size : 405 x 1190 mm
 Size when folded : 405 x 1390 mm

CLASSIC

REF	SIZE	FOLDED SIZE
CLASSIC	91.5 x 32 cm	95 x 32 cm

No frills, just ironing

Extra thick frame with powder coated surface.
 Foldable for space saving.
 Light weight.
 Ultra strong legs.
 Deluxe non-slip foot caps.
 With practical silicon pad.
 100% cotton cover.
 Height adjustment upto 7 levels.
 Large and tough top of the line board



RETRACT

REF	SIZE	FOLDED SIZE
RETRACT	40 x 142 cm	40 x 142 x 9 cm

Our New and unique freestanding Ironing board with retractable iron rest to maintain extra storage space. The iron rest is also suitable to contain upto 7 hangers.
 Performed with double handle and child's safety lock.
 Height adjustment from 62 to 89 cm (9 positions)
 Locked undercarriage in closed position
 Meets highest quality standards



DOCK WITH STYLE



Hands-free function



Lightning Connector



FM-Stereo PLL Digital Radio Tuner built-in



Hands-free function
Play music by Bluetooth



Digital Alarm Clock with wake to iPhone or Radio or Buzzer



Aux-in jack for MP3 Player or Audio media



High Quality Wireless remote Handset



Dual super high bass speaker system



3.2 inch LCD Large front display



Automatic Synchronization with iPhone

WAKE & PLAY

Bluetooth Dual Alarm FM Radio Clock with Speakerphone & USB Charging

Compact design with LED clock display
Multi-sensory alarm clock with LED light
Dual super bass high speaker sound
Stream music from any bluetooth enabled phone, tablet or music player.
2 independent USB ports
PLL FM stereo radio with 20 pre-set stations



Handsfree function
Play music by Bluetooth



Charging your iPhone & iPod simultaneously



Digital Alarm Clock with wake to iPhone or Radio or Buzzer



Dual super high bass speaker system



WIRELESS ALARM CLOCK

Wireless Charging

It is compatible with mobiles and tablets with wireless charging function.

Apple iPhone: 8, 8 Plus, X

Samsung Galaxy: Note 9, S9, S9+, Note 8, S8, S8+, S7, S7 Edge, Note 5, S6, S6 Edge

Sony: Xperia XZ3, Xperia XZ2 Premium, Xperia XZ2

LG: G7 ThinQ, V30, G6

Huawei: Mate RS Porsche Design

Stereo FM Radio

With 20 station storage, store any of your favourite stations for easy and quick listening.

Bluetooth for Wireless Streaming

Playing music from mobiles or tablets wirelessly via Bluetooth Handsfree function let you answer the phone call freely

Charging Two Devices Simultaneously and Safely

Built-in a USB charging port on the back of the device for charging any USB devices via cable.

Back-up Button Battery

One piece Button battery is included in the package, assemble it into the unit for time back-up.

The battery is to retain the clock setting in case of a power failure.

ALARM CLOCK WITH NIGHT LIGHT

Unique arched shape

White dial with black numerals and time track

Good decoration for hotel bedside table

Snooze & light function

Size: 102 x 130 x 45mm

Can be custom made with hotel room leather



ACTION ROUND



Finger print proof



Soft Close



Plastic Bag Fixer



Glaze Treatment



REF	SIZE	COLOR
ACTION ROUND	L25.2 x W21.3 x H29.5 cm	Silver Gold Black

Finger print & smudge resistant

Premium brushed silver stainless steel body that fingerprint & smudge resistant. Much loved round/cylinder shape.



- Patented product
- Finger print resistant
- Soft close mechanism
- Clever inner ring system: The bin liner is kept hidden for attractive & discreet bin
- Easy cleaning
- Non-slip pedal surface
- Made up of eco-friendly air cylinder
- Wide foot contact surface
- Strong support & durable

JUST SLIM

Stylish & convenient bin ideal for hotels & restaurants

A patented smart stainless steel exterior with a clever inner ring system to hide the bin liner & takes up minimum floor space

REF	SIZE	COLOR
JUST SLIM	L23 x W22.8 x H30 cm	Silver Gold Black



- Patented product
- Finger print resistant
- Minimum floor space
- Touch-free opening of the lid
- Soft close mechanism
- Clever inner ring system: The bin liner is kept hidden for attractive & discreet bin
- Easy cleaning
- Non-slip pedal surface
- Made up of eco-friendly air cylinder
- Wide foot contact surface
- Plastic liner for fixing garbage bag
- Flat cover
- Strong support & durable



ROOM BINS

Guest room bin with faux leather
12 Litre capacity
Fire resistant inner liner
Available in powder coated or leather
Can be customized with hotel room leather
Optional green inner liner for organic waste



WOODEN HANGERS

Hangers of different size and designs | Completely customizable | Variety of colors | Minimum order quantity for hotel logo



COAT HANGER



SATIN HANGER



TROUSER HANGER



SKIRT HANGER

DRAWER



POWER	VOLATGE	FREQUENCY	AIRFLOW	NOISE
1600W	220-240V	50-60Hz	124m³/h	60db

Specifically designed for use in hotel bathrooms

- On/off Security Switch
- Automatic overheat & circuit protection system
- Anti-theft hairdryer
- Wall mounted/ drawer mounted
- 2 speed and 3 temperature settings
- Cool blow feature
- Spiral wired

FIJI



POWER	VOLATGE	FREQUENCY	AIRFLOW	NOISE
1800-2200W	220-240V	50-60Hz	135m³/h	60db

Specifically designed for use in hotel bathrooms

- Robust folding mechanism, proven durability
- Space saving, easy to store
- Permanent ionisation function, protects, volumes and dries the hair quicker
- Rubber finish
- Perfect Styling results with a slim styling nozzle & cool shot button
- Spiral cord with good flexibility.
- 2 speed and 3 heat settings
- Overheating protection
- Color: Black

PREMIUM SHAVER SOCKET



POWER	VOLATGE	FREQUENCY	AIRFLOW	NOISE
1800W	220-240V	50-60Hz	124m³/h	60db

Specifically designed for use in hotel bathrooms

- Shaver Socket hair dryer
- On/off Security Switch
- Automatic overheat & circuit protection system
- Anti-theft hairdryer
- Wall mounted
- 2 speed and 3 temperature settings
- Cool blow feature
- Spiral wired

PRIMO PLUS SHAVER SOCKET



REF	POWER	VOLATGE	FREQUENCY	AIRFLOW	NOISE
PRIMOPLUS	1600W	220-240V	50-60Hz	135m³/h	60db

Specifically designed for use in hotel bathrooms

- White & Chrome finish
- Wall mounted anti-theft hair dryer with shaver socket
- Two speed & Three temperature setting
- Over heating & circuit protection
- Cool blow feature
- Spiral cord with good flexibility
- CE & RoHS approved

JERSEY



POWER	VOLATGE	FREQUENCY	AIRFLOW	NOISE
1800W	220-240V	50-60Hz	135m³/h	60db

Healthier dryer with innovative sensor

- Two air speed settings with cold shot
- Three temperature settings
- Over-heating and circuit protection
- Perfect Styling results with a slim styling removable nozzle
- Cool shot: The cool shot button provides an intense burst of cold air.
- Avoid Hair trapping with removable filter
- 3.9m Spiral cord with good flexibility

CLASSIC SHAVER SOCKET



POWER	VOLATGE	FREQUENCY	AIRFLOW	NOISE
1500W	220-240V	50-60Hz	124m³/h	60db

Specifically designed for use in hotel bathrooms

- Shaver Socket hair dryer with 3 pin plug
- On/off Security Switch
- Automatic overheat & circuit protection system
- White & chrome finish
- Anti-theft hairdryer
- Wall mounted
- 2 speed and 3 temperature settings
- Cool blow feature
- Spiral wired

CUBE

REF	SIZE	FOLDED SIZE
STRAIGHT UP	L57.5 x W45 x H56 cm	L57.5 x W55 x H70 cm



Hold your guests suitcases and duffel bags with an attractive wood folding luggage racks

Attractive Design - Elegant light wood finish will match any hotel or resort decor.

Constructed with durable yet flexible hinges that can hold even the heaviest suitcases or bags.

3 Strong leather straps

Folds flat for convenient storage

User friendly & easy to clean

Available in Natural, Black & White color.



DURA

REF	SIZE
DURA	L67.9 x W73 cm



Help your hotel guest unpack their luggage with our dura chrome metal luggage rack

Modern chrome finish & smooth curved edges for maximum visual appeal.

Folds shut for efficient storage

4 Strong black fabric belts

Rubber cap to protect your floor from scratches & scuffs

Available in silver & black color



SERENE ANTI-SLIP

Sleek, Elegant & Sturdy



Constructed from 6 mm tempered glass platform with unique 3D effect modern design, non-slip pattern
4 highly precise sensors to ensure accuracy
Thin & light weight
Auto-off feature to save energy
Non-slip & scratch resistant feet

ECO SCALE



12 mm thick eco friendly bamboo platform
4 highly precise sensors to ensure accuracy
Large LCD with elegant white backlight
Auto-off feature to save energy
Non-slip & scratch resistant feet

SLIMLINE

No longer worried about the glass shattering because of the metal casing!



The contemporary brushed metal platform provides a durable, sturdy surface to safely measure weight.

Constructed from 304 brushed stainless steel
4 highly precise sensors to ensure accuracy
Large 3.2" back-lit LCD display
Rust-resilient stainless steel platform
Auto calibration
Thin & light weight
Auto-off feature to save energy
Non-slip & scratch resistant feet

BATTERY FREE

Tired of buying batteries? This eco-friendly battery free scale generates power over 50,000 times with push of a button



One press to power up
Constructed from 5mm thick tempered glass
Built-in German Strain Gauge Sensors
Easy to read your weight on large LCD
Auto calibration
Thin & light weight
Auto-off feature to save energy
Non-slip & scratch resistant feet

RONDO



Design driven mirrors whose stylistic and geometric diversity meet the demanding expectations of today's hoteliers and their guests.

Cosmetic Mirror on twin arm
Reversible 3x and direct magnification
Reinforced pivot pin
Independent mounting bracket
Covered back plate
Theft proof - no visible screws

SIZE: Ø 20 cm

FLIP



Generous 25 cm diameter and convenient back plate switch exceed your guest's expectations.

Lighted cosmetic mirror on twin arm
Recessed LED platform - warm amber light
50,000 hour maintenance free illumination
Brass / Stainless steel components
3x magnification

SIZE: Ø 25 cm

CUBIC



Handcrafted translucent acrylic prisms integrated into a distinctive square brass housing.

Lighted cosmetic mirror on twin arm
Brass/ Stainless steel construction with acrylic inserts
Triangularized Super LED platform
Warm amber light
50,000 hour maintenance free illumination
3x magnification

SIZE: L21.5 x H21.5 / Depth 38cm

CLOTH LINE



This Retractable Indoor Clothes Line is made of high quality 304 stainless steel and braided nylon line. Suitable for hanging clothes or towels. Sturdy and durable design, the braided nylon line is strong to hold 11 pounds. The Stainless steel spring reels up effortlessly.

Cord Length: 2.5m

TISSUE HOLDER



This Stainless Steel Tissue Box gives you a modern way to store facial tissues. This tissue storage box is constructed from strong yet lightweight 18/8 stainless steel with a polished steel finish for a stylish look. Features a hinged top lid that allows you to place your stack of tissues or napkins inside.

Size: L24.8 X W12.9 X H7.3

HYGEINE BAG DISPENSER



304 Stainless steel
Ultra compact - Requires minimum space
Brushed/ Polished finish
Features a hinged lid

Size: L8.5 X W13.5 X H1.6

WOODEN AMENITY TRAY



Inspired by the appeal of natural wood, the wooden amenity tray features the look of wood with the durability of resin.

AMENITY TRAY WITH DRAWER



Made of high quality lacquered resin, our amenity tray with drawer features clean lines and a contemporary finish that will blend into any bathroom or spa.

GUEST ROOM SUPPLIES & ELECTRICAL
BATHROOM AMENITIES





VALUE TERRY SLIPPERS



REF	Color	Piping	SIZE cm	Sole
SL451.00	White	Cloth	28	5mm EVA

Our best selling value slippers.

Outer Bridge: Cotton Terry + 3mm sponge
Inner Bridge: 160g Poly Terry + 3mm sponge
Footbed : Cotton Terry + 3mm sponge

WAFFLE SLIPPERS



REF	Color	Piping	SIZE cm	Sole
SL452.00	White	Cloth	28	5mm EVA

Outer Bridge: Waffle + 3mm sponge
Inner Bridge: 160g Poly Terry + 3mm sponge
Footbed : Waffle + 3mm sponge

VELOUR SLIPPERS



REF	Color	Piping	SIZE cm	Sole
SL453.00	White	Cloth	28	5mm EVA

Outer Bridge: Velour + 3mm sponge
Inner Bridge: 160g Poly Terry + 3mm sponge
Footbed : Velour + 3mm sponge

CUSTOMIZE YOUR AMENITIES



STEP #1 CHOOSE YOUR BOTTLE



STEP #2 SELECT YOUR LOGO



Screen Printing



UV Printing



Gold/ Silver
Hot Stamping



CMYK

ESSENCE SIGNATURE COLLECTION



ESSENCE ESSENTIAL



ESSENCE NATURAL



ESSENCE CLASSIC



BLUE SERIES



ACCO CHARM



SKY SERIES



WOODEN SERIES



WOODEN SERIES



BAMBOO SERIES



RESIN SERIES



LINENS

Section

Experience the comfort, strength and feel of our linen

OUR LINEN FEATURES

FULLY
CUSTOMIZABLE

OEKO TEX
CERTIFICATION

BROAD PRODUCT
SELECTION



Experience a wide range of amazing value, from sheets to protectors to robes.

LINENS

BED LINEN | SHEETS & COVERS



GUEST FIRST EGYPTIAN WHITE LINEN

**400 Thread count 100% Egyptian cotton white linens**

Improve your guest's sleeping experience with our luxurious Egyptian 400 thread count, 100% cotton sateen woven sheets, duvet covers and pillowcases. Made from the finest extra long staple, combed cotton yarns and woven into a soft sateen weave.

Sizes can be customized as per hotel bed



PRODUCT FEATURES	DESCRIPTION
Material	100% Cotton
Thread count	400 TC
Finish	Sateen
Weight	110g/m ²
Yarn Count	80/80
Color	Plain White
Laundry	Upto 100 washes (subject to good care)

GUEST FIRST HERITAGE

300 Thread count 100% cotton white linen

Our luxurious 100% cotton sateen woven sheets and pillowcases ensure an extraordinarily comfortable night's sleep. Made from the finest extra-long staple combed cotton yarns and woven into a soft sateen weave these linens provide the ultimate luxury for your guests. Hem threads on flat sheets and stitching on fitted sheets color coded by size and for easy identification.

Sizes can be customized as per hotel bed



PRODUCT FEATURES	DESCRIPTION
Material	100% Cotton
Thread count	300 TC
Finish	Sateen
Weight	110g/m ²
Yarn Count	60/60
Color	Plain White
Laundry	Upto 100 washes (subject to good care)



GUEST FIRST COMFORT



250 Thread count 100% cotton white linens

This signature fabric is a standard in many of the finest hotels and is available in a complete range of sizes in both bright white and optical white. This long staple, ring spun cotton is both luxurious and durable.

Sizes can be customized as per hotel bed



PRODUCT FEATURES	DESCRIPTION
Material	100% Cotton
Thread count	250 TC
Finish	Sateen
Weight	130g/m ²
Yarn Count	40/40
Color	Plain White
Laundry	Upto 100 washes (subject to good care)

GUEST FIRST BLEND COMFORT

250 Thread count 60% cotton / 40% Polyester white linens

This blend fabric is a standard in many of the finest hotels and is available in a complete range of sizes in both bright white and optical white. This cotton-rich blend of long staple, ring spun cotton and the finest spun polyester fibers produce a fabric that is both luxurious and durable. This makes it the ideal fabric for both guest satisfaction and reduced operating costs. Hem threads on flat sheets and stitching on fitted sheets color coded by size for easy identification. Sizes can be customized as per hotel bed



PRODUCT FEATURES	DESCRIPTION
Material	60% Cotton/ 40% Polyester
Thread count	250 TC
Finish	Percalé
Weight	120g/m ²
Yarn Count	40/40
Color	Plain White
Laundry	Upto 200 washes (subject to good care)



GUEST FIRST ESSENTIAL



200 Thread count 60% cotton 40% Polyester white linens

Our most economical thread count is a cotton rich blend of the finest ring spun cotton for comfort, breathability and polyester for extended wearlife and reduced processing costs. Single pick constructed for enhanced appearance. Hem threads on flat sheets and stitching on fitted sheets color coded by size for easy identification.

Sizes can be customized as per hotel bed



PRODUCT FEATURES	DESCRIPTION
Material	60% Cotton /40% Polyester
Thread count	200 TC
Finish	Percalé
Weight	120g/m ²
Yarn Count	40/40
Color	Plain White
Laundry	Upto 200 washes (subject to good care)

LINENS

BED LINEN | SHEETS & COVERS



GUEST FIRST STRIPES

**300 Thread count 100% cotton sateen stripe**

Our luxury fabric in a beautiful woven stripe and offers impressive operational advantages when compared to other luxury counts. Single pick construction ensures guest comfort, while providing excellent processing economies. Hem threads are color coded by size for easy identification.

Sizes can be customized as per hotel bed



PRODUCT FEATURES	DESCRIPTION
Material	100% Cotton
Thread count	300 TC
Finish	Sateen
Weight	110g/m ²
Yarn Count	60/60
Color	Stripe White
Laundry	Upto 100 washes (subject to good care)

GUEST FIRST BLEND STRIPES

250 Thread count 60% Cotton/ 40% Polyester sateen stripe

This signature fabric is a standard in many of the finest hotels and is available in a complete range of sizes in both bright white and optical white. This cotton-rich blend of long staple, ring spun cotton and the finest spun polyester fibers produce a fabric that is both luxurious and durable. This makes it the ideal fabric for both guest satisfaction and reduced operating costs. Hem threads on flat sheets and stitching on fitted sheets color coded by size for easy identification.

Sizes can be customized as per hotel bed



PRODUCT FEATURES	DESCRIPTION
Material	60% Cotton/ 40% Polyester
Thread count	250 TC
Finish	Sateen
Weight	120g/m ²
Yarn Count	40/40
Color	Stripe White
Laundry	Upto 200 washes (subject to good care)





GUEST FIRST JACQUARD COLLECTION



300 Thread count 100% cotton white jacquard

Constructed of the finest extra long staple, combed cotton yarns and woven on jacquard looms into two elegant tone on tone patterns, our uniquely constructed decorative top sheets provide a beautifully sophisticated appearance.

Sizes can be customized as per hotel bed



PRODUCT FEATURES	DESCRIPTION
Material	100% Cotton
Thread count	300 TC
Finish	Jacquard
Weight	110g/m ²
Yarn Count	60/60
Color	Plain White
Laundry	Upto 100 washes (subject to good care)

IMAGINE IT AND WE WILL MAKE IT !

Custom made bedsheet with your hotel logo in Jacquard

Our manufacturing capability can make it happen. We develop a design in jacquard with your hotel logo to give your customers more personalised comfortable stay. You can set yourself apart from competition by having jacquard decorative sheet with your hotel logo. Minimum order quantity needed.

Sizes can be customized as per hotel bed



PRODUCT FEATURES	DESCRIPTION
Material	100% Cotton
Thread count	300 TC
Finish	Jacquard
Weight	110g/m ²
Yarn Count	60/60
Color	Plain White
Laundry	Upto 100 washes (subject to good care)



LINENS

BED LINEN | NATURAL & SYNTHETIC DUVET



DUCK FEATHER & DUCK DOWN COLLECTION



Duck Feather And Down Duvet Insert

This stunning duvet from our feather & down collection will provide your guest with a height of luxury. A combination of plump duck feathers and comforting duck down offers radiating warmth for those particularly chilly nights. Encased in a 100% heavy, but soft, down proof cotton cover, this duvet is box constructed in order to keep the filling stable inside equally sized squares to help shape retention. The duvet has been Messentex-treated to reduce allergies

PRODUCT FEATURES

PRODUCT FEATURES	DESCRIPTION
Material	Duck Feather and Duck Down
Outer	Down Proof 100% Cotton
Construction	Pocketed or Box
Filling	70% duck feather 30% duck down
Wash	40°

DESCRIPTION



Filling & size is fully customizable as per hotel standards

GOOSE FEATHER & GOOSE DOWN COLLECTION

Goose Feather And Down Duvet Insert

Our luxurious goose feather and down duvet, with 10.5 tog, ideal for winter warmth. Pocketed/boxed construction to maintain the distribution of the filling. Antibacterial and anti-allergenic. Messentex treated to reduce allergies. Suitable for tumble dry. Do not bleach. Do not iron. Do not dry clean. Shake daily and air regularly. Professionally launder in a large capacity machine. Cleaning of this duvet should be required only very infrequently.



PRODUCT FEATURES

PRODUCT FEATURES	DESCRIPTION
Material	Goose Feather and Goose Down
Outer	Down Proof 100% Cotton
Construction	Pocketed or Box
Filling	85% Goose feather 15% Goose down
Wash	40°

Filling & size is fully customizable as per hotel standards



MICROFIBRE DUVET

100% Microfibre

These microfibre duvets are made from the finest synthetic alternative to feather and down, and a pure cotton cover which provides a premium feel, whilst adding a touch of luxury to any guest room.



PRODUCT FEATURES	DESCRIPTION
Material	100% Microfibre
Outer	180 TC
Construction	Pocketed or Box
Wash	40°

Filling & size is fully customizable as per hotel standards



HOLLOW DUVET



Hollow fibre Duvets

Hollow duvets from our essential range offer a cosy Hollowfibre filling and durable polycotton cover, perfect for all-year-round use. The high quality duvets are also machine washable, ideal for large scale establishments with laundering in constant operation.



PRODUCT FEATURES	DESCRIPTION
Material	100% Hollow Fibre
Outer	Polycotton
Construction	Sheet
Wash	40°

Filling & size is fully customizable as per hotel standards

POLY DUVET

Polyester Duvet

This is a man-made fill. Synthetic duvets typically have a shorter life span and will not conform to the body as well as a natural duvet. Overall, the most affordable type of duvet.



PRODUCT FEATURES	DESCRIPTION
Material	100% Polyester
Outer	Polycotton
Construction	Polyester Sheet
Wash	40°

Filling & size is fully customizable as per hotel standards



DUVET PROTECTOR



Zipper Style Duvet Protector

Protect and increase the life of your duvet with a Duvet Protector from our essentials range. The soft spun polypropylene cover will repel dirt and dust to fight against wear and tear. The cover will also prevent your duvet from staining and has a zip at one end for added protection against environmental infiltrators.



PRODUCT FEATURES	DESCRIPTION
Material	Polyester
Construction	Zipper at one end
Wash	40°

Filling & size is fully customizable as per hotel standards

LINENS

BED LINEN | NATURAL & SYNTHETIC PILLOW

DUCK FEATHER & DUCK DOWN PILLOW COLLECTION



Duck Feather And Down Pillow

Filled with 85% white duck feather and 15% white duck down and treated with an anti-allergenic Messentex treatment. Available in two weights for soft and hard pillow.

PRODUCT FEATURES

DESCRIPTION

Material	Duck Feather and Duck Down
Outer	100% Cotton Down Proof
Construction	Double Stitching with Piping
Filling	85% WDF 15% WDD

Filling & size is fully customizable as per hotel standards



GOOSE FEATHER & GOOSE DOWN COLLECTION

Goose Feather And Down Duvet Insert

Sink into our luxurious goose down pillow with its light and soft 90% goose down filling. Filling: 90% goose down, 10% goose feather. Cover: 100% cotton. Weight: 700g.

PRODUCT FEATURES

DESCRIPTION

Material	Goose Feather and Goose Down
Outer	100% Cotton Down Proof
Construction	Double Stitching with Piping
Filling	90% WGF 10% WGD



Filling & size is fully customizable as per hotel standards



MICROFIBRE PILLOW



Duck Feather And Down Pillow

Feels like down, a fibre alternative to natural down. Microfibre is the finest luxury synthetic alternative to feather and down. Conforms excellently around the head and neck and offers rich, soft and comfortable support.

PRODUCT FEATURES

DESCRIPTION

Material	100% Microfibre Blend
Outer	180TC
Construction	Double Stitching with Piping
Filling	Available in 800/ 1000g

Filling & size is fully customizable as per hotel standards



POLYESTER

Goose Feather And Down Duvet Insert

A comfortable pillow with high quality, siliconised ball fibre filling for lightness and to extend the pillows life. Filling: siliconised ball fibre

PRODUCT FEATURES

DESCRIPTION

Material	100% Ball Fibre
Outer	Polycotton
Construction	Double Stitching
Filling	Available in 800/ 1000g



Filling & size is fully customizable as per hotel standards



PILLOW PROTECTOR



Pillow Protector

Non-quilted polypropylene pillow protector. Closes with a zip.

PRODUCT FEATURES	DESCRIPTION
Material	Polypropylene
Size is fully customizable as per hotel standards	



QUILTED MATTRESS PROTECTOR

Quilted Mattress Protector

Super soft, vinyl core, silent, breathable and water proof. Bonded polyester fill comes with four elastic bands or fitter sheet style.

PRODUCT FEATURES	DESCRIPTION
Material	100% Cotton
Outer	144TC
Construction	Diamond Pattern
Filling	150gsm



Filling & size is fully customizable as per hotel standards



MICROFIBRE MATTRESS ENCASEMENT



100% Water Proof Mattress Encasement

Heavy-duty covers of translucent virgin vinyl with brushed silk finish and rust proof zipper. 100% protection from moisture, wear and dust, stain proof and water proof. Also provide effective bed bug control. Flame retardant.

PRODUCT FEATURES	DESCRIPTION
Material	Polyester
Size is fully customizable as per hotel standards	



TERRY MATTRESS PROTECTOR

100% Cotton Terry Mattress Protector

The Premium Cotton Terry Mattress Protector keeps your bed clean and comfortable for a good night's sleep. Miracle Membrane barrier protects from dustmites and allergens. Waterproof mattress pad helps avoid spills and stains. Easily removable fitted sheet-style construction.

PRODUCT FEATURES	DESCRIPTION
Material	100% Cotton
Construction	Fitted Sheet Style



Size is fully customizable as per hotel standards



LINENS

BATH LINEN | TOWELS



OASIS



REF	SIZE CM	WEIGHT
Bath Sheet	90 X 190	550/600/650gsm
Bath Towel	70 X 140	600/650gsm
Bath Towel	100 X 150	600/650gsm
Hand Towel	50 X 80	600/650gsm
Wash Cloth	33 X 33	600/650gsm
Bath Mat	50 X 75	800/900/1000gm

Embroidered sateen band towels

Made with 100% ring spun cotton and available in different weights, the plain and white oasis collection satisfies the wants and needs of even the most demanding hotel guests.

READY TO USE
Avoids initial
laundering expenses

MEETS OEKO
Tex Certified standards
of purity & safety

GUEST FIRST JACQUARD

REF	SIZE CM	WEIGHT
Bath Sheet	90 X 190	550gsm
Bath Towel	70 X 140	600gsm
Bath Towel	100 X 150	600gsm
Hand Towel	50 X 80	600gsm
Wash Cloth	33 X 33	550gsm
Bath Mat	50 X 75	900gm

White Cotton Towel with Hotel Jacquard Logo

Add a personal and practical touch to your room terry display with your hotel logo in jacquard style. Made from 100% ring spun cotton and using a special process in manufacturing for the jacquard logo that will enhance the guest experience.

READY TO USE
Avoids initial
laundering expenses

MEETS OEKO
Tex Certified standards
of purity & safety





LUXURY TAUPE



REF	SIZE CM	WEIGHT
Bath Sheet	90 X 190	650gsm
Bath Towel	70 X 140	650gsm
Bath Towel	100 X 150	650gsm
Hand Towel	50 X 80	650gsm
Wash Cloth	33 X 33	650gsm
Bath Mat (Framed Border)	50 X 75	1000gm

100% Cotton, 650gsm suitable for embroidery

Feature a contemporary taupe border along the side of each towel. Towel border can be color matched with the desired pantone.

READY TO USE
Avoids initial
laundry expenses

MEETS OEKO
Tex Certified standards
of purity & safety

ROYALE

REF	SIZE CM	WEIGHT
Bath Sheet	90 X 190	650gsm
Bath Towel	70 X 14	700gsm
Bath Towel	100 X 150	700gsm
Hand Towel	50 X 80	700gsm
Wash Cloth	33 X 33	650gsm
Bath Mat (Framed Border)	50 X 75	1200gm

Egyptian Cotton Dobby Border

Premium combed egyptian cotton loop yarns provides an exceptionally soft and absorbent ensemble. Elegant woven dobby border and matching hem design

READY TO USE
Avoids initial
laundry expenses

MEETS OEKO
Tex Certified standards
of purity & safety



LINENS

BATH LINEN | TOWELS



GUEST FIRST CLASSIC



REF	SIZE CM	WEIGHT
Bath Sheet	90 X 190	550gsm
Bath Towel	70 X 140	600gsm
Bath Towel	100 X 150	600gsm
Hand Towel	50 X 80	600gsm
Wash Cloth	33 X 33	550gsm
Bath Mat (Frame Border)	50 X 75	900gm

White Cotton Dobby Border

100% Combed, Ring Spun Cotton provides the ultimate in hand, absorbency and thirstiness. Our best value towel!
Hems are lockstitched to prevent unravelling.
Manufactured using JET machines

READY TO USE
Avoids initial
laundering expenses

MEETS OEKO
Tex Certified standards
of purity & safety

OXFORD

REF	SIZE CM	WEIGHT
Bath Sheet	90 X 190	550/600/650gsm
Bath Towel	70 X 140	600/650gsm
Bath Towel	100 X 150	600/650gsm
Hand Towel	50 X 80	600/650gsm
Wash Cloth	33 X 33	600/650gsm
Bath Mat (Frame Border)	50 X 75	800/900/1000gm

White Cotton Plain

Made with 100% ring spun cotton without any border and available in different weights, the plain and white oxford collection satisfies the wants and needs of even the most demanding hotel guests.

READY TO USE
Avoids initial
laundering expenses

MEETS OEKO
Tex Certified standards
of purity & safety





TERRY ROBE COLLECTION

Wrap guests in luxury with heavyweight 100% cotton terry. Has a shawl collar with a ribbed tie-belt



TERRY VELOUR ROBE

100% cotton terry velour with shawl collar has a very soft touch and a heavy feel. Double-belt loops for convenient size adjustment.



WAFFLE WEAVE ROBE

100% cotton with a shawl collar. Includes value features such as two double-stitched pockets and double-belt loops for convenient size adjustment.



LUXURY MICROFIBRE ROBE

This premium microfibre bathrobe is pure luxury made with a plush microfibre outside and super soft french terry inside. Each robe is equipped with a double belt loop and the two generous front pocket. It can be also be customized with hotel logo.

LINENS

BATH LINEN | BEACH & POOL TOWELS



POOL & BEACH TOWEL



REF	SIZE CM
POOL TOWEL	90 X 190
BEACH TOWEL	100 x 200

Vat-dyed for colors to last longer
 100% cotton with double cam borders
 Specify color by adding pantone code.
 100% ring-spun cotton loops stand up to repeated laundering

GYM TOWEL



REF	SIZE CM
GYM TOWEL	55 X 85 / 60 x 90

100% cotton, high quality thick plush pile is tufted into heavy duck backing for elegant addition to gym area.
 The edges are finished with a type style all around.
 Available in dark blue color.

PROFESSIONAL

COOKWARE

First Class Kitchen Utensils For Professionals

The best material, the most versatile designs, the most modern equipment and the most efficient system. Our cookware are in the best hotels and the most prestigious groups.

Our Professional Cookware includes



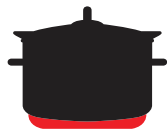
Specially designed to achieve the best performance in the professional cooking



EFFICACY

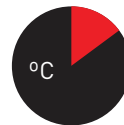


COLD

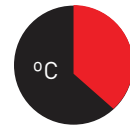


WARM

EFFICACY



ST/STEEL



ALUMINIUM

P290 Stock pot without lid

CLASS
INDUCTION NSF



REF	Ø cm	H cm	Lts
P290.120	20	20,0	6,20
P290.124	24	24,0	10,00
P290.128	28	28,0	16,50
P290.130	30	30,0	21,20
P290.132	32	32,0	24,00
P290.135	35	35,0	33,60
P290.140	40	40,0	50,00
P290.145	45	45,0	72,00
P290.150	50	50,0	98,00

P291 Casserole without lid

CLASS
INDUCTION NSF



REF	Ø cm	H cm	Lts
P291.120	20	8,0	2,50
P291.124	24	9,5	4,30
P291.128	28	11,0	6,70
P291.130	30	12,0	8,40
P291.132	32	12,5	10,00
P291.135	35	14,0	13,60
P291.140	40	15,5	19,50
P291.145	45	17,0	27,00
P291.150	50	20,0	39,00
P291.160	60	23,0	65,00

P292 Sauce pot without lid

CLASS
INDUCTION NSF



REF	Ø cm	H cm	Lts
P292.120	20	13,0	4,00
P292.124	24	14,0	6,30
P292.128	28	17,5	10,20
P292.130	30	18,0	12,70
P292.132	32	19,0	15,20
P292.135	35	21,0	20,20
P292.140	40	25,0	31,40
P292.145	45	28,0	44,50
P292.150	50	30,0	59,00
P292.160	60	35,0	99,00

P293 Paella pan without lid

CLASS
INDUCTION NSF



REF	Ø cm	H cm	Lts
P293.128	28	6,0	3,70
P293.132	32	6,0	4,70
P293.135	35	7,0	6,70
P293.140	40	8,0	10,00

P299 Lid



REF	Ø cm
P299.016	16
P299.020	20
P299.024	24
P299.028	28
P299.030	30
P299.032	32
P299.035	35
P299.040	40
P299.045	45
P299.050	50
P299.060	60

P201 CasseroleCLASS
INDUCTION

NSF



*With counterhandle

REF	Ø cm	H cm	Lts
P201.016	16	7,5	1,50
P201.018	18	8,0	2,00
P201.020	20	8,0	2,50
P201.024	24	9,5	4,30
P201.028	28	11,0	6,70
P201.032	32*	12,5	10,00

P202 Casserole hauteCLASS
INDUCTION

NSF



*With counterhandle

REF	Ø cm	H cm	Lts
P202.016	16	11,0	2,10
P202.018	18	12,0	3,00
P202.020	20	13,0	4,00
P202.024	24	14,0	6,30
P202.028	28	17,5	10,20
P202.032	32*	19,0	15,20

P200 French style saucepanCLASS
INDUCTION

NSF



REF	Ø cm	H cm	Lts
P200.012	12	7,0	0,70
P200.014	14	7,0	1,00
P200.016	16	7,5	1,50
P200.018	18	9,0	2,30
P200.020	20	10,0	3,10
P200.022	22	11,0	4,20
P200.024	24	12,0	5,40
P200.028	28	14,0	8,60

The only difference between the refs. 200, 201 and 202 is its height.

P214 Conical sauté panCLASS
INDUCTION

NSF



REF	Ø cm	H cm	Lts
P214.016	16	6,0	1,00
P214.018	18	6,0	1,20
P214.020	20	6,5	1,60
P214.022	22	7,0	2,10
P214.024	24	7,5	2,70

P200 Rounded saucepanCLASS
INDUCTION

REF	Ø cm	H cm	Lts
P200.320	20	7,5	1,80
P200.324	24	8,5	3,00

P204 Sauté panCLASS
INDUCTION

NSF



*With counterhandle

REF	Ø cm	H cm	Lts
P204.020	20	6,0	1,90
P204.024	24	6,0	2,70
P204.028	28	6,0	3,70
P204.030	30	6,0	4,30
P204.032	32	6,0	4,70
P204.035	35	7,0	6,70
P204.040	40*	8,0	10,00

P120 Non-stick fry pan



EXCLUSIVE



VIOLET
COLLECTION

REF	Ø cm	H cm
P120.120	20	4,0
P120.124	24	4,5
P120.128	28	5,0

P127 Fry pan "ERGOS" expert



REF	Ø cm	H cm
P127.024	24	4,5
P127.028	28	5,0
P127.032	32	5,5
P127.036	36	6,0
P127.040	40	6,5

P148 Non-stick sauté pan "ERGOS"



REF	Ø cm	H cm
P148.020	20	6,5
P148.024	24	7,0
P148.028	28	7,5
P148.032	32	8,0

P124 Non-stick paella pan



St/Steel handle

REF	Ø cm	H cm
P124.020	20	4,0
P124.024	24	4,5
P124.028	28	5,0
P124.032	32	5,5
P124.036	36	6,0
P124.040	40	6,5

P125 Non-stick FRY pan for fish "ERGOS"



REF	Ø cm	H cm
P125.038	38 x 26	5,0

P131 Non-stick crêpe fry pan "HERCULES"



REF	Ø cm	H cm
P131.022	22	2,5
P131.026	26	2,5



ALUMINIUM

Made of aluminium with non-stick coating, suitable for any kind of stove except induction and oven.

P120 Non-stick fry pan "ERGOS"



Easy to clean



Plain base

REF	Ø cm	H cm
P120.018	18	4,0
P120.020	20	4,0
P120.022	22	4,5
P120.024	24	4,5
P120.026	26	5,0
P120.028	28	5,0
P120.032	32	5,5
P120.036	36	6,0
P120.040	40	6,5

P128 Non-stick fry pan "HERCULES"



Easy to clean



Plain base

REF	Ø cm	H cm
P128.018	18	4,0
P128.020	20	4,0
P128.022	22	4,5
P128.024	24	4,5
P128.026	26	5,0
P128.028	28	5,0
P128.032	32	5,5
P128.036	36	6,0
P128.040	40	6,5

P128 Non-stick FRY PAN "HERCULES" Coloured handles



REF	RED	YELLOW	BLUE	GREEN	Ø cm	H cm
P128	1	2	3	4	20	4,0
P128	1	2	3	4	24	4,5
P128	1	2	3	4	28	5,0
P128	1	2	3	4	32	5,5

- Red meat
- White meat and eggs
- Fish
- Vegetables

P139 Non-stick blinis fry pan



REF	Ø cm	H cm
P139.012	12	2,0

IDEA!

Specially for fried egg

P120 Fry pan with ceramic non-stick coating



REF	Ø cm	H cm
P120.820	20	4,0
P120.824	24	4,5
P120.828	28	5,0
P120.832	32	5,5



St/Steel sheet induction bottom



P120 Non-stick induction fry pan "ERGOS"



NON-STICK COATING



REF	Ø cm	H cm
P120.920	20	4,0
P120.924	24	4,5
P120.928	28	5,0
P120.932	32	5,5



St/Steel sheet induction bottom



P128 Non-stick induction fry pan "HERCULES"



NON-STICK COATING



REF	Ø cm	H cm
P128.920	20	4,0
P128.924	24	4,5
P128.928	28	5,0
P128.932	32	5,5



St/Steel sheet induction bottom



P220 Non-stick "ERGOS" exalibur fry pan


NON-STICK COATING

CLASS
INDUCTION

Sandwich bottom



REF	Ø cm	H cm
P220.018	18	3,5
P220.020	20	3,8
P220.022	22	4,2
P220.024	24	4,6
P220.026	26	5,0
P220.028	28	5,5
P220.032	32	6,0
P220.036	36	6,0
P220.040	40	6,5


P220 Fry pan with ceramic non-stick coating

CLASS
INDUCTION


REF	Ø cm	H cm
P220.820	20	3,8
P220.824	24	4,6
P220.828	28	5,5
P220.832	32	6,0
P220.836	36	6,0
P220.840	40	6,5

NON-STICK COATING


P213 "EXPERT" fry pan

CLASS
INDUCTION

Sandwich base



REF	Ø cm	H cm
P213.018	18	3,5
P213.020	20	3,8
P213.022	22	4,2
P213.024	24	4,6
P213.026	26	5,0
P213.028	28	5,5
P213.032	32	6,0
P213.036	36	6,0
P213.040	40	6,5

P239 Round base wok

CLASS
INDUCTION


REF	Ø cm	H cm	Lts
P239.336	36	10,0	6,00

P239 Flat base wok

CLASS
INDUCTION


REF	Ø cm	H cm	Lts
P239.236	36	9,0	5,50

P301 One piece ladle

Capacity marked on the handle



REF	Ø cm	L cm	Lts
P301.165	6,5	31	0,07
P301.108	8	32	0,13
P301.109	9	33	0,20
P301.110	10	37	0,25
P301.112	12	42	0,45
P301.114	14	43	0,75
P301.116	16	45	1,00
P301.118	18	48	1,50

P301 Economical one piece ladle

Capacity marked on the handle



REF	Ø cm	L cm	Lts
P301.206	6	27	0,05
P301.208	8	31	0,12
P301.210	10	33	0,25
P301.212	12	36	0,42
P301.214	14	39	0,75
P301.216	16	43	1,20

P392 One piece sauce ladle with 2 spouts

Capacity marked on the handle



REF	Ø cm	L cm	Lts
P392.065	6,5	31	0,08

P303 One piece ladle short handle

Capacity marked on the handle



REF	Ø cm	L cm	Lts
P303.265	6,5	22	0,07

P396 Perforated one piece ladle




REF	Ø cm	L cm
P396.009	9	33
P396.010	10	37
P396.012	12	42

4980 One-Piece ladle Kool-Touch[®] handle



Coated handle

REF	Ø cm	L cm	ml
4980120	4,5	25,0	30
4980230	6,0	25,0	60
4980335	7,5	32,0	90
4980445	8,5	32,0	120
4980655	9,0	31,5	175
4980865	10,0	32,0	235

P302 One piece skimmer


REF	Ø cm	L cm
P302.108	8	29
P302.110	10	32
P302.112	12	35
P302.114	14	37
P302.116	16	44
P302.118	18	44
P302.120	20	47

P302 Economical one piece skimmer


REF	Ø cm	L cm
P302.210	10	33
P302.212	12	36
P302.214	14	39
P302.216	16	42

P314 One piece spatula


REF	Ø cm	L cm
P314.110	10	36
P314.112	12	39

P314 One piece perforated spatula


REF	Ø cm	L cm
P314.210	10	36
P314.212	12	39

P314 One piece fish spatula


REF	cm	L cm
P314.300	16 x 12	42

6433230 One-Piece Round Spoodle®



REF		Ø cm	L cm	ml
6433230		6,5	32	60
6433335		7,4	33	90
6433445		8,2	34	120
6433655		9,3	35	175
6433865		10,2	36	235

6432230 One-Piece Round Perforated Spoodle®



REF		Ø cm	L cm	ml
6432230		6,5	32	60
6432335		7,4	33	90
6432445		8,2	34	120
6432655		9,3	35	175
6432865		10,2	36	235

6433120 One-Piece Round Spoodle®



Black handle



REF	Ø cm	L cm	ml
6433120	5,2	31,0	30
6433220	6,5	32,0	60
6433320	7,4	33,0	90
6433420	8,2	34,0	120
6433520	8,8	34,5	150
6433620	9,3	35,0	175
6433820	10,2	36,0	235

6432120 One-Piece Round Perforated Spoodle®



Black handle



REF	Ø cm	L cm	ml
6432120	5,2	31,0	30
6432220	6,5	32,0	60
6432320	7,4	33,0	90
6432420	8,2	34,0	120
6432520	8,8	34,5	150
6432620	9,3	35,0	175
6432820	10,2	36,0	235

6412230 One-Piece Oval Spoodle®


REF		L x W cm	L cm	ml
6412230		7,5 x 6,8	33,0	60
6412335		8,5 x 7,8	34,0	90
6412445		9,4 x 8,6	35,0	120
6412655		10,7 x 9,8	36,5	175
6412865		11,8 x 10,7	37,5	235

6422230 One-Piece oval Perforated Spoodle®


REF		L x W cm	L cm	ml
6422230		7,5 x 6,8	33,0	60
6422335		8,5 x 7,8	34,0	90
6422445		9,4 x 8,6	35,0	120
6422655		10,7 x 9,8	36,5	175
6422865		11,8 x 10,7	37,5	235

6412120 One-Piece Oval Spoodle®


Black handle



REF		L x W cm	L cm	ml
6412120		6,0 x 5,5	31,5	30
6412220		7,5 x 6,8	33,0	60
6412320		8,5 x 7,8	34,0	90
6412420		9,4 x 8,6	35,0	120
6412520		10,1 x 9,2	36,0	150
6412620		10,7 x 9,8	36,5	175
6412820		11,8 x 10,7	37,5	235

6422120 One-Piece oval Perforated Spoodle®


Black handle



REF		L x W cm	L cm	ml
6422120		6,0 x 5,5	31,5	30
6422220		7,5 x 6,8	33,0	60
6422320		8,5 x 7,8	34,0	90
6422420		9,4 x 8,6	35,0	120
6422520		10,1 x 9,2	36,0	150
6422620		10,7 x 9,8	36,5	175
6422820		11,8 x 10,7	37,5	235



Built-in stopper notch prevents utensils from sliding into food product

5283520 Solid round Nylon Spoodle® Utensil



REF	Ø cm	L cm	ml
5283520	7,1	31,0	90
5283720	8,4	31,5	120
5283920	9,1	32,0	175

5283620 Perforated round Nylon Spoodle® Utensil



REF	Ø cm	L cm	ml
5283620	7,1	31,0	90
5283820	8,4	31,5	120
5284020	9,1	32,0	175

5292620 Solid oval Nylon Spoodle® Utensil



REF	L cm	ml
5292620	31,0	90
5292820	31,5	120
5293320	32,0	175

5292720 Perforated oval Nylon Spoodle® Utensil



REF	L cm	ml
5292720	31,0	90
5292920	31,5	120
5293420	32,0	175

P376 Professional one piece spoon


REF	Ø cm
P376.037	37

P3761 Professional one piece deep spoon


REF	Ø cm
P376.137	37

P377 Professional one piece perforated spoon


REF	Ø cm
P377.037	37

P3771 Professional one piece perforated deep spoon


REF	Ø cm
P377.137	37

P395 One piece crosswire spoon


REF	L cm	BASE cm	Lts
P395.038	38	10 x 7	0,075

P3972 One piece meat fork


2 prongs

REF	L cm
P397.247	47

P3973 One piece meat fork



3 prongs

REF	L cm
P397.347	47

P315 Mesh skimmer



REF	Ø cm	L ml
P315.010	10	40
P315.012	12	43
P315.015	15	50
P315.017	17	54
P315.020	20	61,5

P94101 Wire skimmer



REF	Ø cm	L ml
P941.013	13	47,5
P941.015	15	49,5
P941.018	18	52,5
P941.020	20	54,5
P941.022	22	67,0
P941.024	24	69,0
P941.028	28	69,0

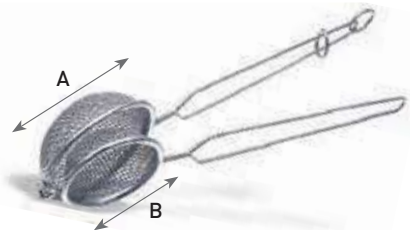
P955 Mesh skimmer



Detail of the sieve at real scale

REF	Ø cm	L ml
P955.010	10	40
P955.012	12	43
P955.015	15	50
P955.017	17	54
P955.020	20	61

P394 Bird nest mould



REF	Ø A cm	Ø B cm
P394.008	10	8
P394.012	12	10

Plating tongs for careful lifting, turning and decorating

IDEA!
P3434 Extra long fine tip straight tweezer (narrow)


ST/STEEL



REF	L cm
P343.400	30

P3435 Extra long fine tip straight tweezer (wide)


ST/STEEL



REF	L cm
P343.500	30

P3436 Fine tip straight tweezer


ST/STEEL



REF	L cm
P343.600	21

P3437 Small fine tip straight tweezer

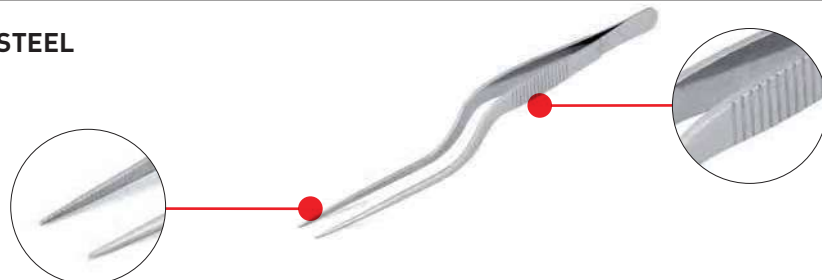
ST/STEEL



REF	L cm
P343.700	16

P3438 Sushi tweezer

ST/STEEL



REF	L cm
P343.800	16

GRATERS SELECTION GUIDE

	RIBON	LARGE SHAVER	FINE	MEDIUM	EXTRA COARSE	DUAL
CARROT	✓	✓				✓
ONION	✓			✓		✓
GARLIC			✓			
CHOCOLATE	✓		✓	✓	✓	✓
CITRUS		✓	✓	✓		
POTATO	✓	✓				
APPLE	✓	✓			✓	
HARD CHEESE	✓		✓	✓	✓	✓
SOFT CHEESE	✓				✓	
NUT			✓	✓		✓
PEPPER			✓	✓		✓
TOMATO				✓	✓	

P328 Grater

ST/STEEL



REF	SIDES	cm	H cm
P328.020	4	9 x 6,5	20,8
P328.023	4	10,5 x 8	23,3
P328.600	6	14,5 x 11	22,0

P391 St/Steel nutmeg grater



REF
P391.000

P3221 St/Steel "slim" grater with handle

St/Steel graters. Ergonomic and soft touch handles. Non-slip rubber end

IDEA!

IDEAL FOR CITRUS



REF. P322.104
Fine



REF. P322.101
Dual



REF. P322.103
Medium



REF. P322.102
Ribon

REF	cm
P322.101	39,5 x 3,5
P322.102	39,5 x 3,5
P322.103	39,5 x 3,5
P322.104	39,5 x 3,5

P3222 St/Steel "wide" grater with handle

St/Steel graters. Ergonomic and soft touch handles. Non-slip rubber end

IDEA!

IDEAL FOR CITRUS



REF. P322.204
Fine



REF. P322.201
Large shaver



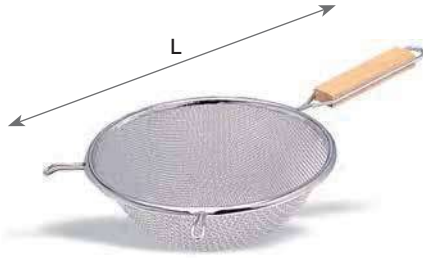
REF. P322.202
Ribon



REF. P322.203
Extra coarse

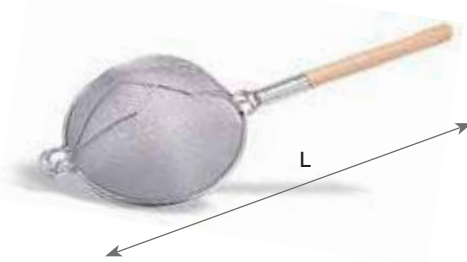
REF	cm
P322.201	31,5 x 7,3
P322.202	31,5 x 7,3
P322.203	31,5 x 7,3
P322.204	31,5 x 7,3

P374 St/Steel double mesh strainer




REF	Ø cm	L cm	MESH SIZEmm
P374.013	13	30	1-3
P374.015	15	32	1-3
P374.018	18	34	1-3
P374.020	20	38	1-3
P374.026	26	58,5	1,6-3

P375 St/Steel double mesh strainer. Reinforced




REF	Ø cm	L cm	MESH SIZEmm
P375.030	30	79,0	1,040
P375.035	35	86,5	1,040

P324 St/Steel reinforced 1/2 ball colander



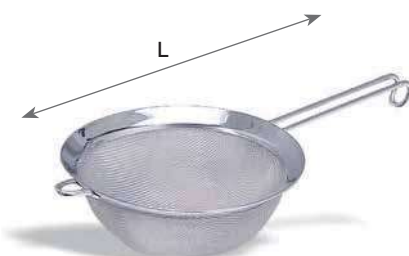
REF	Ø cm	L cm	MESH SIZEmm
P324.013	13	36	0,530
P324.016	16	40	0,530
P324.019	19	42,5	0,530
P324.022	22	49	0,530
P324.025	25	55,5	0,530

P348 St/Steel conical strainer



REF	Ø cm	L cm	MESH SIZEmm
P348.008	8	22,5	0,700
P348.010	10	24,5	0,700
P348.012	12	31,5	0,700
P348.015	15	35	0,700
P348.018	18	40,5	0,700

P325 St/Steel hemispherical strainer



REF	Ø cm	L cm	MESH SIZEmm
P325.008	8	22,5	0,700
P325.010	10	25,2	0,700
P325.012	12	32,5	0,700
P325.015	15	40,2	0,700
P325.018	18	42,5	0,700
P325.020	20	44,5	0,700

P303 Conical colander

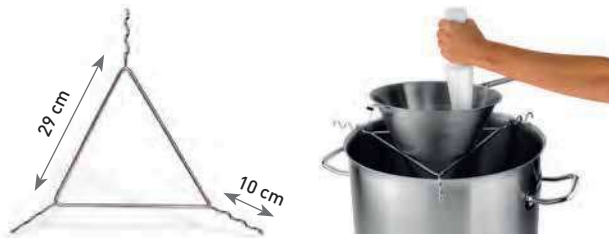

REF	Ø cm	H cm
P303.016	16,8	34,8
P303.018	18,6	38,4
P303.020	21,1	39,7
P303.022	23,2	44,0
P303.024	25,1	46,0
P303.026	27,2	47,8

P347 Conical colander with wire gauze


REF	Ø cm	MESH SIZE
P347.020	20	0,700
P347.024	24	0,700

P970 Stand for chinese colander or funnel


REF	Ø cm	H cm
P970.000	16	19

P3032 Triangle


REF	L cm
P303.200	29

Equilateral triangle

P373 Cotton strainer


REF	L cm
P373.020	20
P373.024	24
P373.028	28

St/Steel and cotton

P308 Conical colander

ST/STEEL

Heavy duty



REF	Ø cm	H cm
P308.030	30	16,0
P308.035	35	16,5
P308.040	40	18,0
P308.045	45	19,5
P308.050	50	22,5

P109 Conical colander

ALUMINIUM



REF	Ø cm	H cm
P109.030	30	14,5
P109.035	35	16,5
P109.040	40	17,5
P109.045	45	20,0
P109.050	50	22,5

P300 St/steel colander with stand

ST/STEEL



REF	Ø cm	H cm
P300.024	24	11,50
P300.030	30	13,50

P321 Colander

ST/STEEL



REF	Ø cm
P321.020	20
P321.022	22
P321.024	24
P321.026	26

P945 Flour bin



REF	cm
P945.037	37 x 26,5 x 18
P945.050	50 x 26,5 x 18
P945.051	50 x 33 x 18

P313 Vegetable sieve


REF	Ø cm	Ø FILTER cm
P313.025	25	11,5
P313.030	30	14,5



With 2 St/Steel interchangeable cutters

P3131 Vegetable sieve


REF	Ø cm	Ø FILTER cm
P313.126	26	10,5
P313.132	32	16,5



With 2 St/Steel interchangeable cutters

P3132 Plastic vegetable sieve

With 3 St/Steel interchangeable cutters



REF	Ø cm	Ø FILTER cm
P313.200	23,5	13,5

P3135 Potato ricer


REF	Ø cm	L cm
P313.500	9	30,5

P958 St/Steel hook 1p.


REF	L cm
P958.010	100 x 4
P958.012	120 x 5
P958.014	140 x 6
P958.016	160 x 6
P958.018	180 x 6

*Price 10 units box

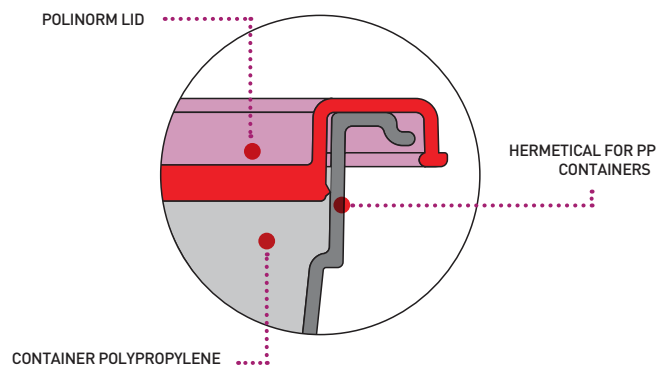
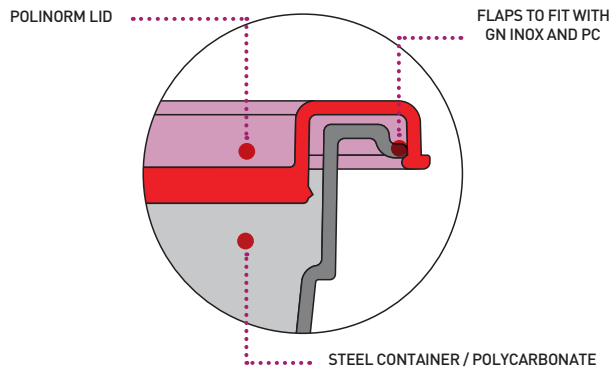


GN POLYNORM® LID

AVAILABLE IN SIX COLOURS



ADJUSTABLES TO



2/1 650 x 530 mm


REF	H mm	Lts
P210.201	20	6,20
P210.401	40	11,50
P210.651	65	18,80
P211.001	100	28,90
P211.501	150	43,10
P212.001	200	52,00

1/1 530 x 325 mm


REF	H mm	Lts
P110.201	20	2,80
P110.401	40	5,10
P110.551	55	7,00
P110.651	65	8,30
P111.001	100	14,20
P111.501	150	20,20
P112.001	200	26,00

2/3 353 x 325 mm


REF	H mm	Lts
P230.201	20	1,70
P230.401	40	3,10
P230.651	65	5,60
P231.001	100	8,80
P231.501	150	13,20
P232.001	200	18,30

1/2 325 x 265 mm


REF	H mm	Lts
P120.201	20	1,20
P120.401	40	2,20
P120.651	65	4,10
P121.001	100	6,10
P121.501	150	9,10
P122.001	200	12,00

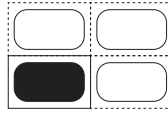
2/4 530 x 165 mm


REF	H mm	Lts
P240.401	40	1,80
P240.651	65	4,00
P241.001	100	6,00
P241.501	150	10,00

1/3 325 x 176 mm

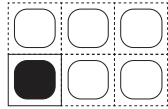

REF	H mm	Lts
P130.201	20	0,80
P130.401*	40	1,50
P130.651	65	2,50
P131.001	100	3,80
P131.501	150	5,60
P132.001	200	7,30

1/4 265 x 162 mm



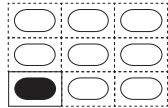
REF	H mm	Lts
P140.201	20	0,50
P140.651	65	1,70
P141.001	100	2,80
P141.501	150	4,10
P142.001	200	5,00

1/6 176 x 162 mm



REF	H mm	Lts
P160.651	65	1,00
P161.001	100	1,60
P161.501	150	2,20
P162.001	200	2,90

1/9 176 x 108 mm



REF	H mm	Lts
P190.651	65	0,60
P191.001	100	0,80

Perforated bottoms for containers



Adjustable to SP3 upto 100 mm depth



REF	Mod
P215.000	2/1
P115.000	1/1
P235.000	2/3
P125.000	1/2
P135.000	1/3
P145.000	1/4

Adaptable bars



REF	H mm	Lts
P111.111	1/1	53
P122.222	1/2	32,5

To arrange any composition with gastronorm containers.

Falling handles




Container
Suitable for all GN sizes

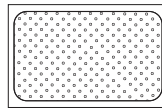
Fixed handles



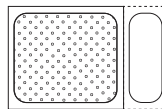
Container
Only for containers 1/2, 1/3, 1/4 and 1/6

2/1 650 x 530 mm


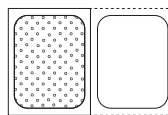
REF	H mm
P210.202	20*
P210.402	40*
P210.652	65*
P211.002	100**
P211.502	150**
P212.002	200**

1/1 530 x 325 mm


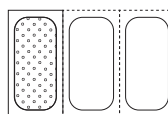
REF	H mm
P110.202	20*
P110.402	40*
P110.552	55*
P110.652	65*
P111.002	100**
P111.502	150**
P112.002	200**

2/3 353 x 325 mm


REF	H mm
P230.202	20*
P230.402	40*
P230.652	65*
P231.002	100**
P231.502	150**
P232.002	200**

1/2 325 x 265 mm


REF	H mm
P120.652	65*
P121.002	100**
P121.502	150**
P122.002	200**

1/3 325 x 176 mm


REF	H mm
P130.202	20*
P130.402	40*
P130.652	65*
P131.002	100**
P131.502	150**
P132.002	200**

* Perforated bottom

** Perforated bottom and sides

SP3 **SUPER PAN 3**



1/1 530 x 325 mm



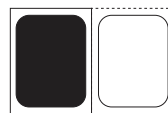
REF	H mm	Lts
90002	20	-
90012	40	5,4
90052	55	7,3
90022	65	8,5
90042	100	13,4
90062	150	19,9
90082	200	26,1

2/3 353 x 325 mm



REF	H mm	Lts
90102	20	-
90112	40	3,4
90122	65	5,4
90142	100	8,0
90162	150	11,9
90182	200	15,5

1/2 325 x 265 mm



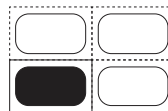
REF	H mm	Lts
90202	20	-
90212	40	2,4
90252	55	3,3
90222	65	3,8
90242	100	6,0
90262	150	8,9
90282	200	11,6

2/4 530 x 165 mm

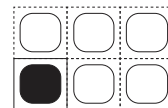

REF	H mm	Lts
90502	20	-
90512	30	2,4
90552	55	3,1
90522	65	3,7
90542	100	5,7
90562	150	8,2

1/3 325 x 176 mm

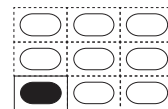

REF	H mm	Lts
90302	20	-
90312	40	1,6
90352	55	2,0
90322	65	2,4
90342	100	3,7
90362	150	5,5
90382	200	7,1

1/4 265 x 162 mm


REF	H mm	Lts
90402	20	-
90412	40	1,1
90452	55	1,5
90422	65	1,7
90442	100	2,6
90462	150	3,8
90482	200	4,8

1/6 176 x 162 mm


REF	H mm	Lts
90622	65	1,1
90642	100	1,6
90662	150	2,3
90682	200	3,0


1/9 176 x 108 mm


REF	H mm	Lts
90922	65	0,60
90942	100	0,80

93100 Lid


REF	Mod
93100	1/1
93110	2/3
93200	1/2
93500	2/4
93300	1/3
93400	1/4

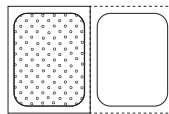
1/1 530 x 325 mm



REF	H mm
90013	40
90053	55
90023	65
90043	100
90063	150

Perforated.

1/2 325 x 265 mm



REF	H mm
90213	40
90223	65
90243	100
90263	150

Perforated.

LIDS AND FALSE BOTTOMS*, USE THE SAME AS OUR STANDARD RANGE

*False bottoms just to 100 mm depth.



Polinorm® Lid
PATENTED EXCLUSIVE


REF	Mod
P110.0 + COLOR	1/1
P120.0 + COLOR	1/2
P130.0 + COLOR	1/3
P140.0 + COLOR	1/4
P160.0 + COLOR	1/6
P190.0 + COLOR	1/9

Ref. colour lid



St/Steel, PC, Bisphenol-A FREE and PP GN containers. Not for SP3 range

Lid


REF	Mod
P110.000	1/1
P230.000	2/3
P120.000	1/2
P130.000	1/3
P140.000	1/4
P160.000	1/6
P190.000	1/9

Flat lid without handle


REF	Mod
P110.005	1/1
P120.005	1/2

Hermetic lid


Silicone joint



REF	Mod
P110.004	1/1
P120.004	1/2
P130.004	1/3
P140.004	1/4
P160.004	1/6


Lid with splits for handles


REF	Mod
P110.001	1/1
P230.001	2/3
P120.001	1/2
P130.001	1/3
P140.001	1/4
P160.001	1/6

Lid with split for ladle


REF	Mod
P110.002	1/1
P120.002	1/2
P130.002	1/3
P140.002	1/4
P160.002	1/6

19196 / 19184 Angled Adaptor Plate



19184

Elevates pans to enhance food presentation



19196



19184

REF	cm	TIPO / TYPE
19196	53 x 32,5 x 7,0	1 GN 1/1 (6°)
19184	53 x 32,5 x 5,5	2 GN 1/2 (8,2°)

P100.002P St/Steel stand 6 slots GN 1/6



REF

P100.002P

Containers not included

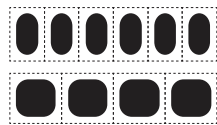
P100.004P Stand for GN containers



REF

P100.004P

Only stand



6-GN 1/9

65 or 100 mm deep

4-GN 1/6

REF

SET

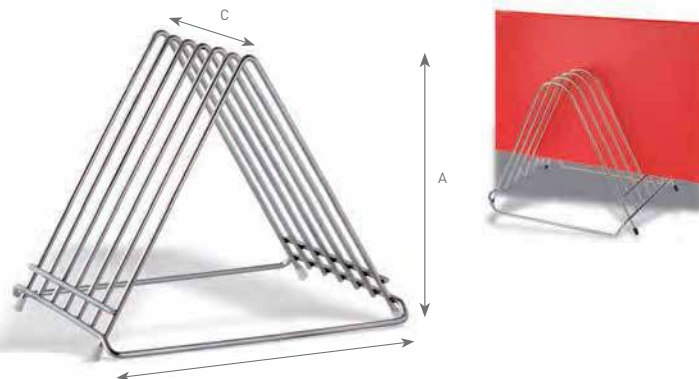
P100.005P 6 - GN 1/9 65 mm

P100.006P 6 - GN 1/9 100 mm

P100.008P 4 - GN 1/6 100 mm

Adjustable to GN container in polycarbonate and polypropylene

P100.003P Stand for GN lids



REF	A cm	B cm	C cm
P100.003P	27	31	27

For 6 lids

Distance between wires 2,5 cm

IDEA!

Perfect for cutting boards.



PATENTED EXCLUSIVE



Attach the lid, aluminium foil or cling film to the tray for secure transport or storage. Dishwasher safe. Easy to use.



N-0001B GN Pan Band. Black



PATENTED EXCLUSIVE




REF	TIPO / TYPE
N-0001B	1/1
N-0002B	1/2
N-0003B	1/3
N-0006B	1/6

N-0001G GN Pan Band. Grey



PATENTED EXCLUSIVE



REF	TIPO / TYPE
N-0001G	1/1
N-0002G	1/2
N-0003G	1/3
N-0006G	1/6

1/1 Non-stick GN pan tray

ALUMINIUM



PATENTED / EXCLUSIVE



 **INDUCTION**

Gn containers with sandwich base, suitable for cooking directly on any kind of stoves including induction.



Sandwich bottom GN container



PATENTED / EXCLUSIVE



ST/STEEL



REF	TIPO / TYPE	H mm	Lts
P110.4F1	1/1	40	5,10
P110.6F1	1/1	65	8,30
P111.0F1	1/1	100	14,20
P111.5F1	1/1	150	20,20
P120.4F1	1/2	40	2,20
P120.6F1	1/2	65	4,10
P121.0F1	1/2	100	6,10
P121.5F1	1/2	150	9,10

Sandwich bottom GN container with handles



PATENTED / EXCLUSIVE



ST/STEEL



REF	TIPO / TYPE	H mm	Lts
P111.0F2	1/1	100	14,20
P111.5F2	1/1	150	20,20



Used to store bulk products and ingredients in coolers, freezers or pantry. Highly recommended for transportation and microwave cooking.

1/1 530 x 325 mm


REF	H mm	Lts
P110.6C1	65	8,70
P111.0C1	100	13,30
P111.5C1	150	19,60
P112.0C1	200	25,50

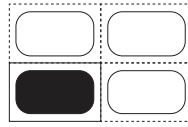
1/2 325 x 265 mm


REF	H mm	Lts
P120.6C1	65	4,00
P121.0C1	100	6,00
P121.5C1	150	8,70
P122.0C1	200	11,20

1/3 325 x 175 mm

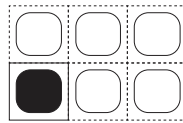

REF	H mm	Lts
P130.6C1	65	2,35
P131.0C1	100	3,50
P131.5C1	150	5,00
P132.0C1	200	6,35

1/4 265 x 162 mm



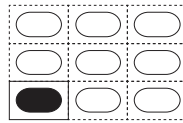
REF	H mm	Lts
P140.6C1	65	1,65
P141.0C1	100	2,46
P141.5C1	150	3,47

1/6 176 x 162 mm



REF	H mm	Lts
P160.6C1	65	0,95
P161.0C1	100	1,40
P161.5C1	150	1,95

1/9 176 x 108 mm



REF	H mm	Lts
P190.6C1	65	0,54
P191.0C1	100	0,77

Polycarbonate lid



REF	Mod
P110.0C1	1/1
P120.0C1	1/2
P130.0C1	1/3
P140.0C1	1/4
P160.0C1	1/6
P190.0C1	1/9

Perforated bottom



REF	Mod
P115.0C1	1/1
P125.0C1	1/2
P135.0C1	1/3
P145.0C1	1/4
P165.0C1	1/6

Polinorm® Lid

PATENTED EXCLUSIVE



REF	Mod
P110.0 + COLOR	1/1
P120.0 + COLOR	1/2
P130.0 + COLOR	1/3
P140.0 + COLOR	1/4
P160.0 + COLOR	1/6
P190.0 + COLOR	1/9

Ref. colour lid



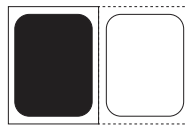
Adjustable to:
St/Steel, PC, Bisphenol-A FREE and PP GN containers. Not for SP3 range



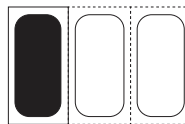
Containers made of copolyester without Bisphenol-a (100% BPA FREE). An alternative material to polycarbonate. Compatible with gastronorm systems and appliances, excellent transparency and impact resistance. Ideal for storing products in cold rooms, for preparation. Stackable containers.

1/1 530 x 325 mm


REF	H mm	Lts
P110.6BF	65	8,70
P111.0BF	100	13,30
P111.5BF	150	19,60
P112.0BF	200	25,50

1/2 325 x 265 mm


REF	H mm	Lts
P120.6BF	65	4,00
P121.0BF	100	6,00
P121.5BF	150	8,70
P122.0BF	200	11,20

1/3 325 x 175 mm


REF	H mm	Lts
P130.6BF	65	2,35
P131.0BF	100	3,50
P131.5BF	150	5,00
P132.0BF	200	6,35

PATENTED EXCLUSIVE


FLAP RACK®

Easy assembly and disassembly system, safe and simple customization

Stackable with other market racks reinforced double-wall (anti-shock)


OPENED

OPENINGS FOR MAXIMUM CLEANING




CLOSED

IDEAL FOR TRANSPORTING AND STORING



GET THE BEST OF BOTH WORLDS*

FLAP-RACK®: Easy to assembly / disassembly



WASHING: Higher cleaning



TRANSPORT: Higher security




STORING: Higher hygiene

* Copolymer highly resistant to chemical products and temperatures up to 95 °C.


FLAP RACK®

System patented allows the walls on both bases and extenders to be closed or open easily



FLAP IDENTIFICATOR

Colour identification for completely closed racks and extensions. Available in 6 colours. Possible personalisation.



Printed logo or text




Hot stamped logo or text




501F Flap

FLAP RACK®



REF	COLOUR
P501 F1	Brown
P501 F2	Burgundy
P501 F3	Blue
P501 F4	Yellow
P501 F5	Green
P501 F6	Dark brown



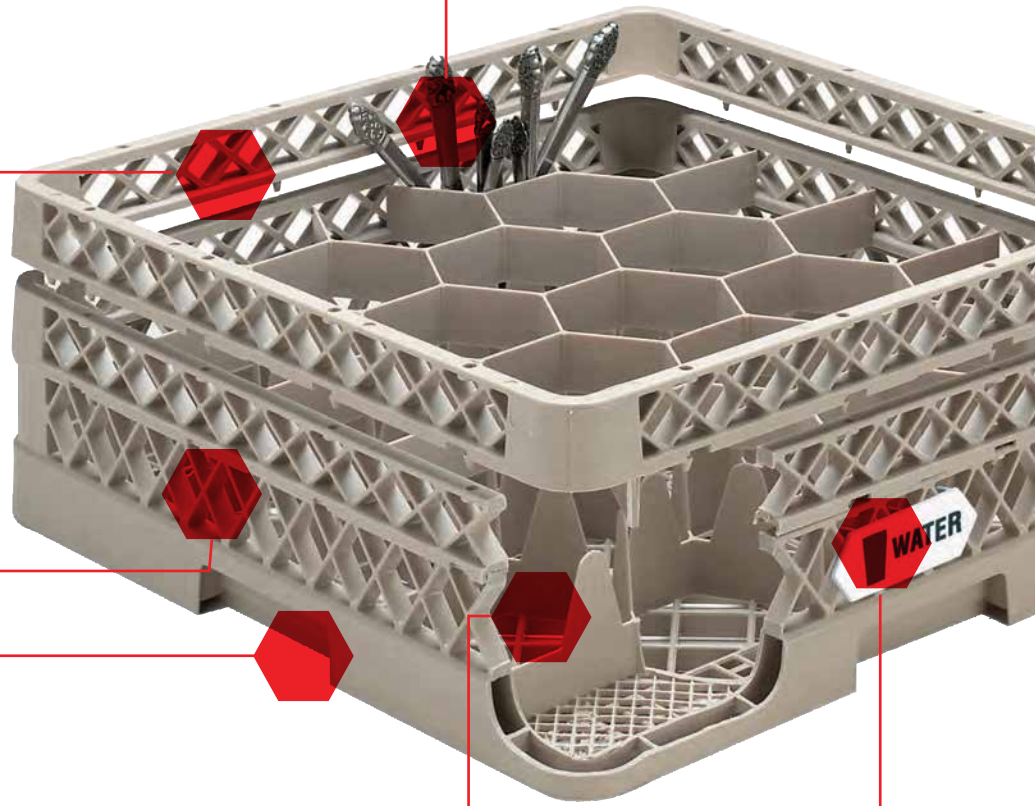
DESIGNED TO HOLD 17-30% MORE GLASSWARE
THAN A TRADITIONAL RACK

SMALL SIDE COMPARTMENTS
hold flatware, salt shakers, ramekins, ...

SNAP-FIT EXTENDERS
Will not loosen or come apart over time

OPEN PROFILE DESIGN
Allows top-to-bottom and
side-to-side washing and drying

CONVENIENT HANDLING
With handles on all four sides



BUILT-IN BASE RACK DIVIDERS
provide 100% vertical glassware protection

COLOUR IDENTIFICATION CLIP
for easy identification

CLIP Clip tags


T-VERSION

	C1/01	Brown
	C2/02	Red
	C6/03	Orange
	C3/04	Blue
	C7/05	White
	C8/06	Black


	C4/08	Yellow
	C5/19	Green
	C9/32	Beige



REF	Colour
1009-01	
1009-02	
1009-03	
1009-04	
1009-05	
1009-06	
1009-08	
1009-19	
1009-32	



 Ø max. 151 mm

**FLAP
RACK®**

P5090
 BASE 9 COMPART.

P5091
 EXT. 9 COMPART.

REF

 P5090
 P5091


 Ø max. 122 mm


T-VERSION

TR18
 BASE 12 COMPART.


TRJ
 EXT. 12 COMPART.

REF

 TR18
 TRJ



 Ø max. 113 mm

**FLAP
RACK®**

P5160
 BASE 16 COMPART.

P5161
 EXT. 16 COMPART.

REF

 P5160
 P5161


 Ø max. 100 mm


T-VERSION

TR11
 BASE 20 COMPART.

TRG
 EXT. 20 COMPART.

REF

 TR11
 TRG


 Ø max. 89 mm


**FLAP
RACK®**

P5250
 BASE 25 COMPART.

P5251
 EXT. 25 COMPART.

REF

 P5250
 P5251


 Ø max. 81 mm

T-VERSION




REF
TR12
TRH



TR12
BASE 30 COMPART.

TRH
EXT. 30 COMPART.

 Ø max. 73 mm

**FLAP
RACK®**




REF
P5360
P5361



P5360
BASE 36 COMPART.

P5361
EXT. 36 COMPART.

 Ø max. 70 mm

T-VERSION




REF
TR13
TRM



TR13
BASE 42 COMPART.

TRM
EXT. 42 COMPART.

 Ø max. 63 mm

**FLAP
RACK®**




REF
P5490
P5491



P5490
BASE 49 COMPART.


P5491
EXT. 49 COMPART.


 Ø max. 151 mm

9 COMPART.

**FLAP
RACK**



REF	△l _{max.} (mm)	H (mm)*
P5090 E1	120	140
P5090 E2	160	180
P5090 E3	200	220
P5090 E4	240	260
P5090 E5	280	300


 Ø max. 122 mm

12 COMPART.

T-VERSION



REF	△l _{max.} (mm)	H (mm)*
TR18 J	122	140
TR18 JJ	162	181
TR18 JJJ	200	222
TR18 JJJJ	240	262
TR18 JJJJJ	279	302


 Ø max. 113 mm

16 COMPART.

**FLAP
RACK**



REF	△l _{max.} (mm)	H (mm)*
P5160 E1	120	140
P5160 E2	160	180
P5160 E3	200	220
P5160 E4	240	260
P5160 E5	280	300


 Ø max. 100 mm


20 COMPART.

T-VERSION



REF	△l _{max.} (mm)	H (mm)*
TR11 G	122	140
TR11 GG	162	181
TR11 GGG	200	222
TR11 GGGG	240	262
TR11 GGGGG	279	302


 Ø max. 89 mm

25 COMPART.

**FLAP
RACK**



REF	△l _{max.} (mm)	H (mm)*
P5250 E1	120	140
P5250 E2	160	180
P5250 E3	200	220
P5250 E4	240	260
P5250 E5	280	300

 Ø max. 63 mm

FLAP RACK®




P5490 F1
BASE 49 COMPART.



P5491 F1
EXT. 49 COMPART.

REF

P5490 F1
P5491 F1


 Ø max. 81 mm

30 COMPART.

T-VERSION




REF	△ max. (mm)	H (mm)*
TR12 H	122	140
TR12 HH	162	181
TR12 HHH	200	222
TR12 HHHH	240	262
TR12 HHHHH	279	302


 Ø max. 73 mm

36 COMPART.

FLAP RACK®



REF	△ max. (mm)	H (mm)*
P5360 E1	120	140
P5360 E2	160	180
P5360 E3	200	220
P5360 E4	240	260
P5360 E5	280	300


 Ø max. 70 mm

42 COMPART.

T-VERSION



REF	△ max. (mm)	H (mm)*
TR13 M	52	73
TR13 MM	91	114
TR13 MMM	130	156
TR13 MMMM	172	194

 Ø max. 63 mm

49 COMPART.

FLAP RACK®



REF	△ max. (mm)	H (mm)*
P5490 E1	120	140
P5490 E2	160	180
P5490 E3	200	220
P5490 E4	240	260
P5490 E5	280	300


* Total set height

∅ max. 151 mm

**FLAP
RACK®**



P5090 F1
BASE 9 COMPART.




P5091 F1
EXT. 9 COMPART.

REF
P5090 F1
P5091 F1

∅ max. 113 mm

**FLAP
RACK®**



P5160 F1
BASE 16 COMPART.



P5161 F1
EXT. 16 COMPART.


REF
P5160 F1
P5161 F1

∅ max. 89 mm

**FLAP
RACK®**



P5250 F1
BASE 25 COMPART.



P5251 F1
EXT. 25 COMPART.


REF
P5250 F1
P5251 F1

∅ max. 73 mm

**FLAP
RACK®**



P5360 F1
BASE 36 COMPART.



P5361 F1
EXT. 36 COMPART.

REF
P5360 F1
P5361 F1

Indicate the colour code at the end of the item reference.



F1



F2



F3



F4




F5



F6

**FLAP
RACK®**


 Ø max. 151 mm

9 COMPART.

**FLAP
RACK®**



REF	△ max. (mm)	H (mm)*
P5090 E1F1	120	140
P5090 E2F1	160	180
P5090 E3F1	200	220
P5090 E4F1	240	260
P5090 E5F1	280	300


 Ø max. 113 mm

16 COMPART.

**FLAP
RACK®**



REF	△ max. (mm)	H (mm)*
P5160 E1F1	120	140
P5160 E2F1	160	180
P5160 E3F1	200	220
P5160 E4F1	240	260
P5160 E5F1	280	300


 Ø max. 89 mm

25 COMPART.

**FLAP
RACK®**



REF	△ max. (mm)	H (mm)*
P5250 E1F1	120	140
P5250 E2F1	160	180
P5250 E3F1	200	220
P5250 E4F1	240	260
P5250 E5F1	280	300


 Ø max. 73 mm

36 COMPART.

**FLAP
RACK®**



REF	△ max. (mm)	H (mm)*
P5360 E1F1	120	140
P5360 E2F1	160	180
P5360 E3F1	200	220
P5360 E4F1	240	260
P5360 E5F1	280	300

 Ø max. 63 mm

49 COMPART.

**FLAP
RACK®**



REF	△ max. (mm)	H (mm)*
P5490 E1F1	120	140
P5490 E2F1	160	180
P5490 E3F1	200	220
P5490 E4F1	240	260
P5490 E5F1	280	300

* Total set height

Indicate the colour code at the end of the item reference.



F1



F2



F3



F4



F5



F6

**FLAP
RACK®**

∅ max. 113 mm

16 COMPART.

T-VERSION



TR4



TRD

REF	H cm	△ max. (mm)
TR4	10,2	8,3
TR4 D	14	12,2
TR4 DD	18,1	16,2
TR4 DDD	22,2	20
TR4 DDDD	26,2	24

TRD*

*Compatible with T-Version dishwasher racks.

∅ max. 89 x 113 mm

20 COMPART.

T-VERSION



TR5



TRA

REF	H cm	△ max. (mm)
TR5	10,2	8,3
TR5 A	14	12,2
TR5 AA	18,1	16,2

TRA*

Compatible with T-Version dishwasher racks.

∅ max. 89 mm

25 COMPART.

T-VERSION



TR16



TRB

REF	H cm	△ max. (mm)
TR16	10,2	8,3
TR16 B	14	12,2
TR16 BB	18,1	16,2
TR16 BBB	22,2	20
TR16 BBBB	26,2	24

TRB*

*Compatible with T-Version dishwasher racks.

TRICE 16 Ice filler



50 x 50 cm

REF COMPARTMENTS

TRICE 16	16
TRICE 25	25
TRICE 36	36

TR13 KKKK Pitcher racks



T-VERSION



REF	EXTENDERS	H cm INSIDE	H cm OUTSIDE
TR13 KKKK	4	17,2	19,4
TR13 KKKKK	5	21,3	23,3
TR13 KKKKKK	6	25,4	27,0

5 Compartments.

P5002 Open rack

FLAP RACK®



P5002



P5001

REF

P5002
P5001

Compatible with FlapRack® dishwasher racks.

P5000 Plate, tray and cutlery baskets

FLAP RACK®



P5000
Flatware rack



P5003
Plates and trays rack

REF

P5000
P5003

TR33 Rack lid

FLAP RACK®




REF

TR33

P5060 Basket for cutlery storage

FLAP RACK®



REF	 max. (mm)	H (mm)*	CUTLERY STORAGE
P5060	15	18	400
P5061	19	22	400
P5062	23	26	400

* Total set height

Flatware basket

FLAP RACK®

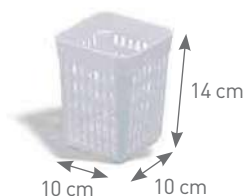
P5018
With handle

P5019
Without handle

P5004
Flatware basket


REF

P5018
P5019
P5004



FLAP RACK®

Plate crate: Perfect dish washing, storing and transporting for banquets, hotels, institutions and catering equipment rental companies. They minimize the plate breakage, labour and handling cost

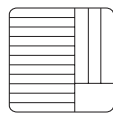


Faster wash and rinse.

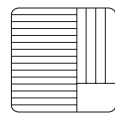


More safety and hygienic storing and transporting.

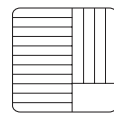
Nine different grids



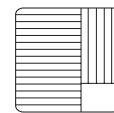
P1412-6



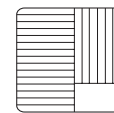
P1912-6



P1510-5

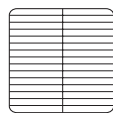


P2011-5

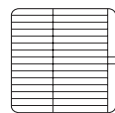


P2110-5

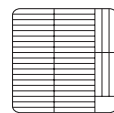
Extra protection, strength and durability.



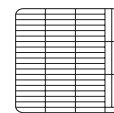
P3008-4



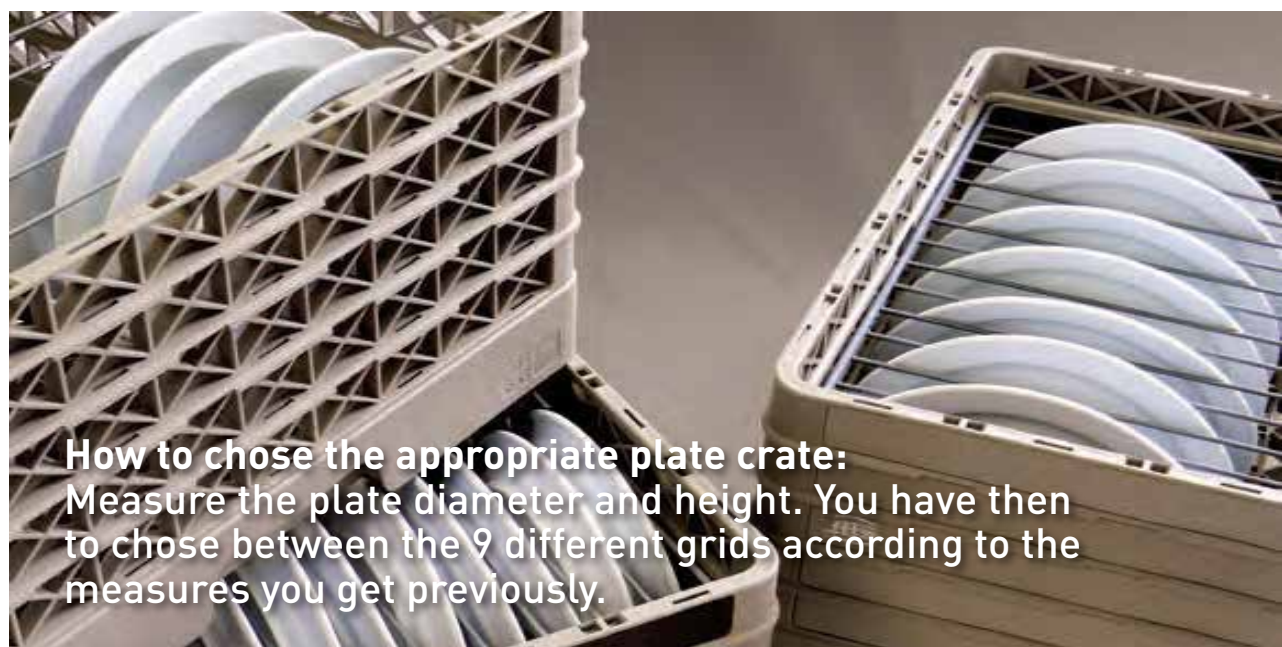
P3208-3



P4407-3

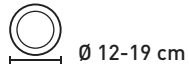


P6305-2




How to choose the appropriate plate crate:
Measure the plate diameter and height. You have then to choose between the 9 different grids according to the measures you get previously.

P3208-3

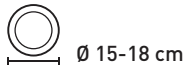


FLAP RACK®




REF	I max. (cm)	CAPACITY PLATES
P3208-3	2,5	32
P3208-3 F1*	2,5	32

P4407-3

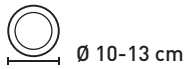


FLAP RACK®




REF	I max. (cm)	CAPACITY PLATES
P4407-3	2	44
P4407-3 F1*	2	44

P6305-2



FLAP RACK®



REF	I max. (cm)	CAPACITY PLATES
P6305-2	2,5	63
P6305-2 F1*	2,5	63

TR23 / TR30 Open tray rack



T-VERSION



TR23

TR30

REF	INSIDE H cm	OUTSIDE H cm
TR23*	13,3	13,3
TR30	8,3	10,2

*Holds three full-size sheet pans.

TR21 / TR22 GN, isothermal trays and plates rack



T-VERSION



TR21

TR22


REF	INSIDE H cm	OUTSIDE H cm
TR21	8,3	12,1
TR22	13,3	13,3

TR21
10 Compartments.

TR22
Open end rack.

* Closed racks

Indicate the colour code at the end of the item reference.



FLAP RACK®

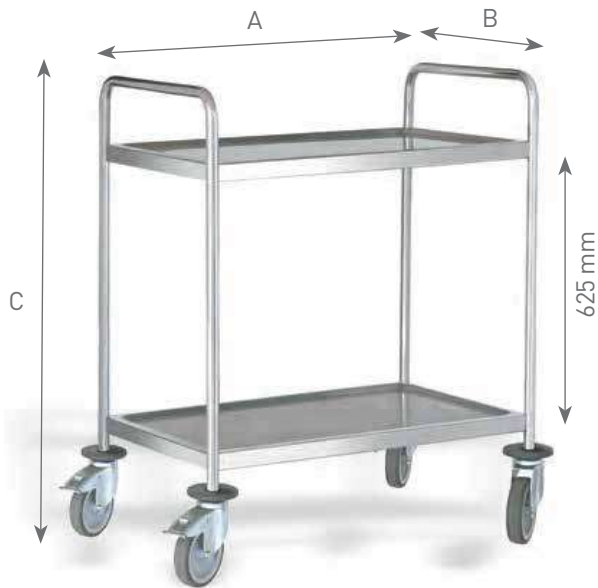
ST/STEEL SERVING TROLLEYS

1,5 mm thick St/Steel tubular frame.

Soundproof moulded shelves welded on frame. (Only for assembled trolleys).

Soundproof revolving castors Ø 125 mm. Two of them with brakes.

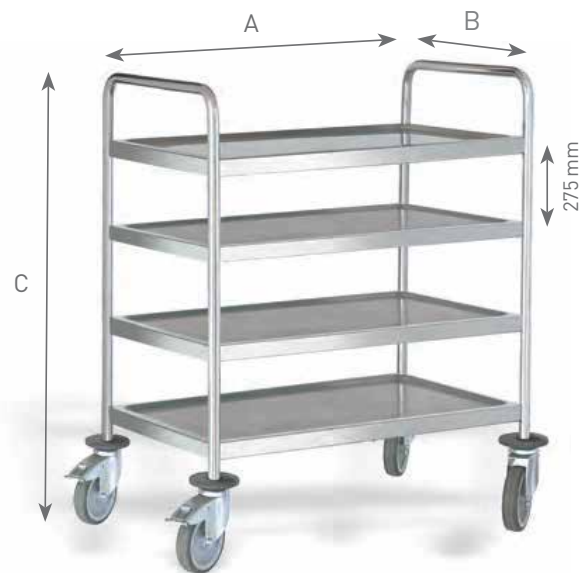
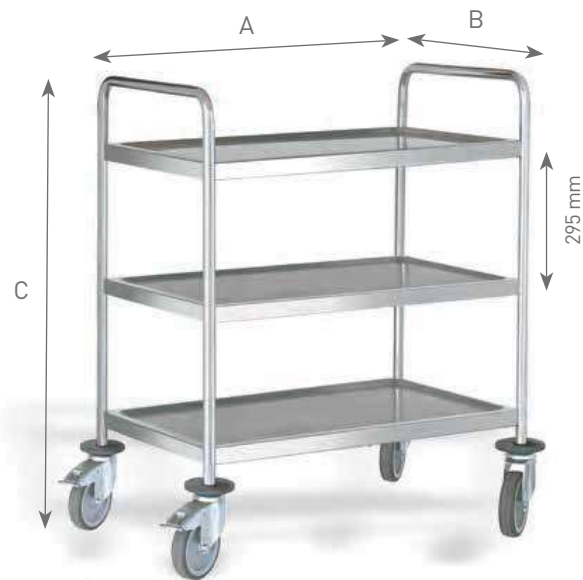
Maximum load: 250 kg and max. per level 80 kg.



REF	LEVELS	SHELF DIMENTION mm	A x B x C mm
P80.240	2	800 x 500	880 x 580 x 1015
P80.250	2	900 x 500	980 x 580 x 1015
P80.260*	2	1000 x 600	1080 x 680 x 1015
P80.270	3	800 x 500	880 x 580 x 1015
P80.280	3	900 x 500	980 x 580 x 1015
P80.290*	3	1000 x 600	1080 x 680 x 1015
P80.300	4	800 x 500	880 x 580 x 1300
P80.310	4	900 x 500	980 x 580 x 1300
P80.320*	4	1000 x 600	1080 x 680 x 1300

*Thicker shelves

Available also on polyamide castors.



P8057 Trolley for heavy loads



REF
P80.570

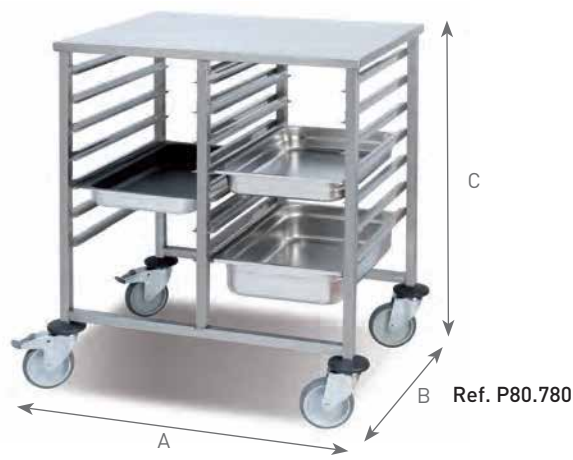
Maximum load: 350 kg

P8054 Tray transport trolley 7 rails

REF	SIZE OF RAIL mm	A x B x C mm	DISTANCE BETWEEN LEVELS mm
P80.540	GN 1/1	455 x 635 x 900	75
P80.550	GN 2/1	660 x 750 x 900	75
P80.560	Pastry (600 x 400 mm)	525 x 700 x 900	85
P80.780	GN 1/1 Doble	810 x 635 x 900	75

Available also on polyamide castors.

Ref. P80.540



P8061 / P8062 / P8063 Disposable covers for trolleys (pack 100 pieces)



REF	
P80.610	For trolley 1/1
P80.620	For trolley 2/1
P80.630	For pastry trolley 600 x 400
P80.640	Dispenser

Medium density polyethylene.
For high trolleys.

P8080 Swinging trolley 17 rails for 1/1 GN pans

PATENTED EXCLUSIVE



REF

P80.800

Entrance 325 mm

Special trolley for uneven surfaces

IDEA!

Ideal for catering service and cold rooms

P8043 17 rails trolley for 1/1 GN pans



REF

P80.430

Entrance 325 mm

Available also on polyamide castors.

P8067 Double rail trolley 17 x 2 for 1/1 GN pans



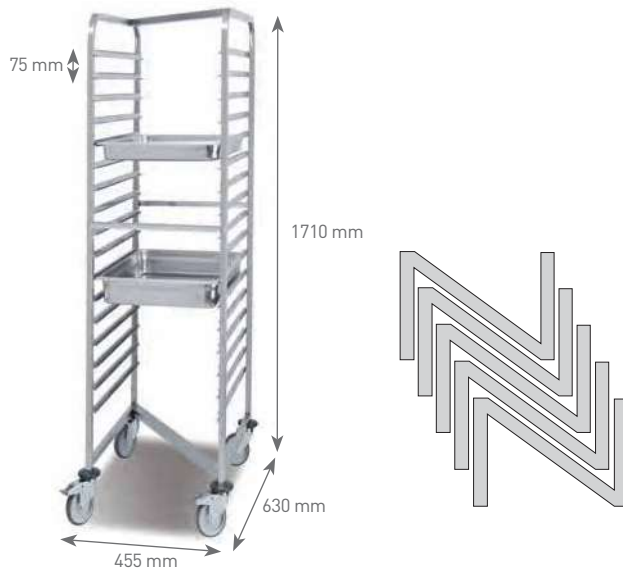
REF

P80.670

Entrance 325 mm

Available also on polyamide castors.

P8052 Stackable trolley 17 rails for 1/1 GN pans



REF
P80.520

Entrance 325 mm
Available also on polyamide castors.

P8047 Disassembled trolley 17 rails for 1/1 GN pans



REF
P80.470

Entrance 325 mm
Available also on polyamide castors.

P8097 Light Disassembled trolley 15 rails for 1/1 GN pans



REF
P80.970

Entrance 325 mm
Castors Ø 120 mm. Two with brakes.

ECONOMIC LINE

P8039 GN containers transport trolley



REF

P80.390

GN containers not included.
Available also on polyamide castors.

P8038 2/1 GN transport trolley



REF

P80.380

GN containers not included.
Available also on polyamide castors.

Ref. 8039 / 8038

TRANSPORT TROLLEY FOR GN CONTAINERS
Made of St/Steel. Perfect for storing and transporting large quantities of prepared food and sauces.

P8074 Trolley cutlery dispenser GN 1/3




REF

P80.740

GN containers not included.
Available also on polyamide castors.

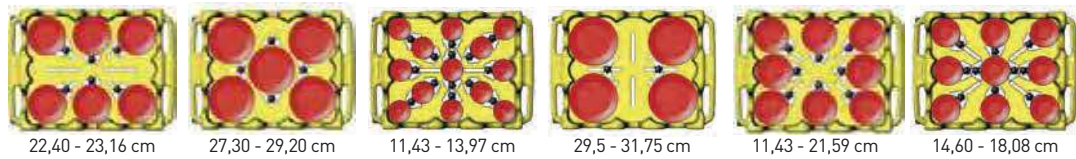
ADC-4 Adjustable Dish Caddy



REF
ADC-4

Delivered with 4 posts plus 1 protection cover.
Unique and easy adjustment from the top.

COMBINATIONS
Size plates



SAC-SQ5-06 Adjustable Caddy For Square & Round Dishes




Unique, stackable design.



REF
SAC-SQ5-06

Delivered with 5 posts, one of them in cross shape plus 1 protection cover.



ADP Post For Dish Trolley



REF
ADP

Compatible ref: ADC-4 & SAC-SQ5-06.

ALUMINIUM & POLYPROPYLENE MODULAR SHELVING

ANTICORROSIVE - Rust-resistant shelving. Manufactured with special anodised aluminium frame providing cold and heat resistance from -30 °C to +75°C. Polypropylene rack/shelves, suitable for foodstuffs use.



EASY AND QUICK ASSEMBLY

ROBUSTNESS AND RESISTANCE

Very strong and resistant with a load capacity per shelf of 150 kg (uniformly distributed load along the entire shelf) and 420 Kg total shelving.

Rack/shelves with a special design providing robustness to itself and providing also a very strong and resistant support on the frame.



ICE140-06 Ice Caddy

NSF

N



REF	KG	cm	Hcm
ICE140-06	63,5	91,5 x 70	77,5

5
LEVELS


Complete kits



Different Combinations




Compatible with 2/3 containers



REF	L mm	REF	L mm
P7094	715	P7118	3380
P7095	830	P7119	3513
P7096	935	P7120	3621
P7097	1045	P7121	3729
P7098	1155	P7122	3841
P7099	1263	P7123	3953
P7100	1375	P7124	4065
P7101	1480	P7125	4170
P7102	1590	P7126	4275
P7103	1705	P7127	4380
P7104	1840	P7128	4490
P7105	1950	P7129	4600
P7106	2060	P7130	4710
P7107	2170	P7131	4825
P7108	2280	P7132	4940
P7109	2388	P7133	5055
P7110	2496	P7134	5186
P7111	2608	P7135	5298
P7112	2720	P7136	5410
P7113	2825	P7137	5515
P7114	2930	P7138	5620
P7115	3040	P7139	5725
P7116	3150	P7140	5830
P7117	3265		

Compatible with 1/1 containers



REF	L mm	REF	L mm
P7235	715	P7259	3380
P7236	830	P7260	3513
P7237	935	P7261	3621
P7238	1045	P7262	3729
P7239	1155	P7263	3841
P7240	1263	P7264	3953
P7241	1375	P7265	4065
P7242	1480	P7266	4170
P7243	1590	P7267	4275
P7244	1705	P7268	4380
P7245	1840	P7269	4490
P7246	1950	P7270	4600
P7247	2060	P7271	4710
P7248	2170	P7272	4825
P7249	2280	P7273	4940
P7250	2388	P7274	5055
P7251	2496	P7275	5186
P7252	2608	P7276	5298
P7253	2720	P7277	5410
P7254	2825	P7278	5515
P7255	2930	P7279	5620
P7256	3040	P7280	5725
P7257	3150	P7281	5830
P7258	3265		

SIGNS

Produced from special plastic completely anti-scratch material. Solid wood frame double-lacquered.
 Rain and sunproof. Writing-surfaces specially designed for using water based chalkmarkers.

P21000 / P21001 Caballete - Duo



REF	A cm	B cm
P21.000	75	135
P21.001	55	85

P21003 Caballete - Uno



REF	A cm	B cm
P21.003	55	85

P2100 Universal



REF	A cm	B cm
P21.004	40	50
P21.005	50	60
P21.006	60	80
P21.007	70	90
P21.008	80	100

P21013 / P21014 Curva



REF	A cm	B cm
P21.013	50	80

BUFFET

PRESENTATION

A buffet display you could have never dreamt of !

These practical serving pieces offer benefits that all professionals will appreciate with the everyday use. Top quality, sturdy and durable, resistant to damage, ideal for an environmental friendly and hygeinic food presentation.

Our Buffet Presentation includes



Greater convenience and functionality

YLV011-11-NT Crate cooling tray Gn1/1 water proof birch



code	lcm	Hcm
YLV01-11-NT	32,5x53	15
YLV01-11-WG	32,5x53	15



Premium Roll Top Cover Gn 1/1 Without Tray

code	lcm
KLC07-100	32,5x53



KLC07-100 Premium roll top cover Gn1/1 without tray



code	lcm	Hcm
UBS01-11-NT	32,5x53	15



UBS01-11-NT Crate Wooden Frame Gn1/1 Plywood Birch Natural Finish



code	lcm	Hcm
UBS01-11-WG	32,5x53	15



UBS01-11-WG Crate Wooden Frame Gn1/1 Plywood Birch Walnut Finish



code	lcm	Hcm
UBS02-11-NT	32,5x53	15



UBS02-11-NT Crate Wooden Box Gn1/1 Plywood Birch Natural Finish



code	lcm	Hcm
UBS02-11-WG	32,5x53	15



BUFFET PRESENTATION
PUZZLE SYSTEM

YLV011-11-NT Puzzle Buffet Kit 2 Columns Black And White + Black Glass

code	└cm	┆Hcm
APZ50-04-WB	35x130	30



APZ50-01-BK Puzzle Buffet Kit 1 Column Black + Black Glass

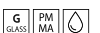
code	└cm	┆Hcm
APZ50-01-BK	25x85	30



APZ50-06-BK Puzzle 2 Levels Buffet Kit 2 Columns Black + Black Glass



code	└cm	┆Hcm
APZ50-06-BK	35x165	30





APZ50-03-WH Puzzle Buffet Kit 2 Columns White + Wood Shelves

code	└cm	↑Hcm	WO OD	PM MA	HD
APZ50-07-BK	35x220	40			



APZ01-40-WH Puzzle Multilevel Column White H40cm

code	└cm	↑Hcm	PM MA	HD	HD
APZ01-40-WH	22x22	40			



APZ01-30-WH Puzzle Multilevel Column White H30cm

code	└cm	↑Hcm	PM MA	HD	HD
APZ01-30-WH	22x22	30			



APZ01-20-WH Puzzle Multilevel Column White H20cm

code	└cm	↑Hcm	PM MA	HD	HD
APZ01-20-WH	22x22	20			

BUFFET PRESENTATION

PUZZLE SYSTEM



APZ50-07-BK Puzzle 2 Levels Buffet Kit 3 Columns Black + Black Glass + Wood

code	└cm	┆Hcm
APZ50-03-WH	35x110	40

WO
OD

G
GLASS

APZ01-40-BK Puzzle Multilevel Column Black H40cm

code	└cm	┆Hcm
APZ01-40-BK	22x22	40

PM
MA

HD

HD



APZ01-30-BK Puzzle Multilevel Column Black H30cm

code	└cm	┆Hcm
APZ01-30-BK	22x22	30

PM
MA

HD

HD



APZ01-20-BK Puzzle Multilevel Column Black H20cm

code	└cm	┆Hcm
APZ01-20-BK	22x22	20

PM
MA

HD

HD



BUFFET PRESENTATION

ATREX SYSTEM



AMP50-02-SS

Atrax Starter Kit 2 Towers Stainless Steel + Clear Glass + Wood Shelves

code	└cm	┆Hcm
AMP50-02-SS	35x140	55



ATREX MULTILEVEL BUFFET SYSTEM:

Upgrade your creations using Atrax towers on your multilevel buffet set up. They are made of highest quality materials, powder coated solid steel, thick stainless steel and lacquer coated solid wood on the base. They can be used for large buffet set ups, with crystal or wood surfaces to rise up any chef's creation. Atrax towers are designed to look like real towers. Their size will impress all your guests and their heavy duty structure will hold up many surfaces increasing your buffet space.



AMP01-BK

Atrax Tower 55cm Black With Solid Beech Base

code	└cm	┆Hcm
AMP01-BK	28x28	55



AMP01-SS

Atrax Tower 55cm Stainless Steel With Solid Beech Base

code	└cm	┆Hcm
AMP01-SS	28x28	55





AMP50-03-SS Atrax Starter Kit 2 Towers Stainless Steel + Clear Glass + Cover



code	lcm	↑Hcm
AMP50-03-SS	35x140	55

AMP50-01-BK

Atrax Buffet Kit 1 Tower Black + Black Glass

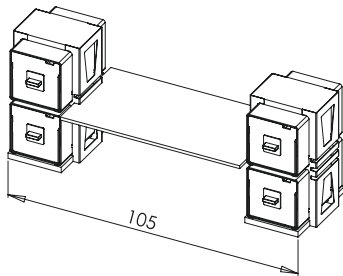
code	lcm	↑Hcm
AMP50-01-BK	35x65	55



AMP50-04-BK Atrax Starter Kit 3 Towers Black + Clear Glass + Wood Shelves



code	lcm	↑Hcm
AMP50-04-BK	35x230	55



AMC50-01-BK Atrax Bakery Kit 2 Drawers Black + Glass

WO ST G ST PM
OD EL GLASS EL MA

code	└cm	↑Hcm
AMC50-01-BK	32x110	42



AMC01-2P-BK Atrax 2 Drawers Case Black With Solid Beech Wood Base + Top

WO ST PM
OD EL MA

code	└cm	↑Hcm
AMC01-2P-BK	24x30	42



AMC01-2P-SS Atrax 2 Drawers Case SS With Solid Beech Wood Base + Top

WO IN PM
OD OX MA

code	└cm	↑Hcm
AMC01-2P-SS	24x30	42



AMD02-50-BK Milk Dispenser Atrax Black Mat + Waterproof Solid Beech Base

WO ST IN ST
OD EL OX OX 200

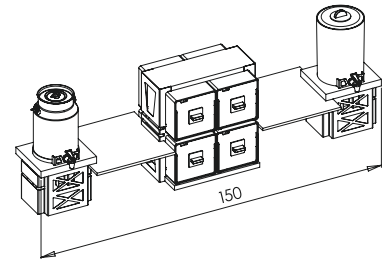
code	└cm	↑Hcm	Lit
AMD02-50-BK	25x25	48	5





AMC50-02-SS Atrax Buffet Kit Incl. 1 4ply Drawer Unit 2 Juice Dispensers 5 Liters + Wooden Shelves

code	└cm	↑Hcm	Lit
AMC50-02-SS	150x35	42	2x5



AMC01-4P-BK Atrax 4 Drawers Case Black With Solid Beech Wood Base + Top

code	└cm	↑Hcm
AMC01-4P-BK	42x30	42



AMC01-4P-SS Atrax 4 Drawers Case Stainless Steel With Solid Beech Wood Base + Top

code	└cm	↑Hcm
AMC01-4P-SS	42x30	42



AMD01-50-SS Juice Dispenser Atrax Stainless Steel Waterproof Solid Beech Base

code	└cm	↑Hcm	Lit
AMD01-50-SS	25x25	50	5





AMG01-2565 Hardened Glass Clear 10mm



code	└cm	┆Hcm
AMG01-2565	25x65	1
AMG01-2585	25x85	1
AMG01-3535	35x35	1
AMG01-3565	35x65	1
AMG01-3585	35x85	1
AMG01-4545	45x45	1

AMW01-2565 Beech Veneer Laminate Mdf Lacquer Coated



code	└cm	┆Hcm
AMW01-2565	25x65	1
AMW01-2585	25x85	1
AMW01-3535	35x35	1
AMW01-3565	35x65	1
AMW01-3585	35x85	1
AMW01-4545	45x45	1

AMG03-2565 Hardened Glass Black 10mm



code	└cm	┆Hcm
AMG03-2565	25x65	1
AMG03-2585	25x85	1
AMG03-3535	35x35	1
AMG03-3565	35x65	1
AMG03-3585	35x85	1
AMG03-4545	45x45	1

BUFFET PRESENTATION


CUBE RISERS



CLASSIC BUFFET CUBES

Ideal for multilevel display. Available in 6 impressive colors of acrylic or 3d high gloss tartaruga to fit any environment. They are made of high quality durable acrylic with antislip pads on the top to hold glass surfaces for extra service space. They are coming in 3 pcs kit and fit together to save space during transportations.

ACB01-20-T W "Country Buffet" Classic Acrylic Cube Risers 3pcs Kit Honey Brown Tartaruga




code	size	lcm	Hcm
ACB01-20-TW	SMALL	19x19	8
Set 20x20	MEDIUM	20x20	16
	LARGE	21x21	24

ACB0120-TE "City Buffet" Classic Acrylic Cube Risers 3pcs Kit Green Tartaruga



code	size	lcm	Hcm
ACB01-20-TE	SMALL	19x19	8
Set 20x20	MEDIUM	20x20	16
	LARGE	21x21	24

ACB0120-TE "City Buffet" Classic Acrylic Cube Risers 3pcs Kit Green Tartaruga



code	size	lcm	Hcm
ACB01-20-TU	SMALL	19x19	8
Set 20x20	MEDIUM	20x20	16
	LARGE	21x21	24



AMD50-01-SS
Atrax Juice Station 2x5Lit Juice Dispensers Inox + Glass + 2 Drip Trays

code	└cm	↑Hcm	Lit
AMD50-01-SS	21x108	48	2x5



AMD01-50-BK Juice Dispenser Atrax Black Mat + Waterproof Solid Beech Base

code	└cm	↑Hcm	Lit
AMD01-50-BK	25x25	50	5
AMD01-70-BK	25x25	60	7



AMD01-50-SS Juice Dispenser Atrax Stainless Steel Waterproof Solid Beech Base

code	└cm	↑Hcm	Lit
AMD01-50-SS	25x25	50	5
AMD01-70-SS	25x25	60	7



A MD03-01-NT Drip Tray Stainless Steel + Waterproof Solid Beech Base

code	└cm	↑Hcm	
AMD03-01-NT	Ø14	3	



BUFFET PRESENTATION
JUICE DISPENSERS



CRATE JUICE AND MILK DISPENSERS BY GARIBALDI

Designed to create your pure natural juice station. They are made of natural solid American pine wood to create a real natural and country look on your buffet. The base with slots can hold surfaces to place your juice service glasses. 2 juice dispensers plus 1 surface between them, becoming a real "eye catcher" on your country look buffet.

DWA01-0160 Crate Rustic Juice Dispenser Solid Wood Natural Finish



code	lcm	Hcm	Lit
DWA01-0160	22x22	50	6
DWA01-0180	22x22	58	8



DWA01-0160-WG Crate Rustic Juice Dispenser Solid Wood Walnut Finish



code	lcm	Hcm	Lit
DWA01-0160-WG	22x22	50	6
DWA01-0180-WG	22x22	58	8

DWA03-01-WG Crate Drip Tray Solid Wood + Stainless Steel



code	lcm	Hcm	
DWA03-01-WG	14x14	2	
DWA03-01	14x14	2	 

P10079 Round Basket



REF	Ø cm	H cm
● P100.790	31	7.0
● P100.792	24	5.5

P10080 Round Basket



REF	Ø cm	H cm
● P100.800	18.5	7.5
● P100.803	18	6.0
● P100.804	23	6.0
● P100.805	25	6.0

P10081 Round Basket



REF	Ø cm	H cm
● P100.810	19.5	7.5
● P100.813	18.5	6.0
● P100.814	23	6.0

P10082 Round Basket



REF	Ø cm	H cm
P100.820	18.5	6.0
P100.821	23	6.0
P100.822	25.5	6.0

P10075 Slated Bread Basket


REF	Ø cm	H cm
P100.750	36	10 / 20
P100.751	40	13 / 23
P100.752	36	10 / 20
P100.753	40	13 / 23
P100.754	36	10 / 20
P100.755	40	13 / 23

P10076 Slated Rectangular Basket


REF	cm	H cm
P100.760	40 x 28	6 / 10
P100.761	58 x 38	8 / 12

P10077 Two Compartment Rectangular Basket


REF	cm	H cm
P100.770	49 x 31	10 / 14.3

P10078 Baguette Basket


P100.780

P100.781

REF	Ø cm	H cm
P100.780	35	35
P100.781	36	36

P10088 Oval Basket



REF	cm	H cm
P100.880	18 x 12	6,5
P100.881	23,5 x 15	7,0
P100.882	28 x 14,5	7,5

P10089 Oval Basket



REF	cm	H cm
P100.890	19 x 13	7,0
P100.891	25 x 15	8,0
P100.892	29 x 19	10,0

P10090 Oval Basket



REF	cm	H cm
P100.900	30 x 23,5	7,5

P10093 Cutlery Dispenser



REF	cm	H cm
P100.931	29 x 11	7,0
P100.932	30 x 11	7,0

DND02-50-SS Norma Milk Dispenser Stainless Steel

code	└cm	↑Hcm	Lit
DND02-50-SS	35x25	48	5

DXL03-50 Norma Milk Dispenser Satin Stainless Steel With Plexiglass Base

code	└cm	↑Hcm	Lit
DXL03-50	30x20	48	5

DWA02-0150 Crate Rustic Milk Dispenser Solid Wood Natural Finish

code	└cm	↑Hcm	Lit
DWA02-0150	22x22	48	5

DWA02-0150 Crate Rustic Milk Dispenser Solid Wood Natural Finish

code	└cm	↑Hcm	Lit
DWA02-0150-WG	22x22	48	5

DWA03-01-WG Crate Drip Tray Solid Wood + Stainless Steel

code	└cm	↑Hcm	
DWA03-01-WG	14x14	2	
DWA03-01	14x14	2	

CST01-140-BK Profit Single Cereal Dispenser With Solid Steel Black Mat Stand

code	└cm	↑Hcm	Lit
CST01-140-BK	18x22	40	4
CST01-160-BK	18x22	50	6
CST01-180-BK	18x22	60	8

PLACEMATS

Place mats made of PVC + polyester. To clean please use a damp sponge or cloth



P92605 Deco Placemats




P926.051



Brown&Black Lines



P926.052



Brown&Black



P926.053



Black

REF	cm
P926.051	45 x 30
P926.052	45 x 30
P926.053	45 x 30

P9260 Placemat Fine Band

REF	cm
P926.006	45 x 30
P926.007	45 x 30
P926.008	45 x 30
P926.009	45 x 30

Brown




P926.006

Coffee




P926.007

Black&White



P926.008

Green



P926.009

P926 Placemat Wide Band

REF	cm
P926.002	45 x 30
P926.003	45 x 30
P926.004	45 x 30
P926.005	45 x 30
P926.010	45 x 30
P926.011	45 x 30
P926.012	45 x 30
P926.102	140 x 40
P926.103	140 x 40
P926.104	140 x 40
P926.105	140 x 40

Orange




P926.002 / P926.102

Burgundy




P926.003 / P926.103

Black



P926.004 / P926.104

Brown & Black



P926.005 / P926.105

Brown & Silver




P926.010

Brown & Gold



P926.011

Silver



P926.012



BUFFET PRESENTATION
SLATE SERVING TRAY

POLISHED EDGES

RUBBER FEET

4-5 mm
THICKNESS



P28202 Slate serving tray



REF	cm
P28.202	20 x 20
P28.252	25 x 25
P28.303	30 x 30
P28.302	30 x 20
P28.403	40 x 30

P28501 Slate serving tray



REF	cm
P28.501	25 x 25
P28.502	30 x 30
P28.503	30 x 20
P28.504	40 x 30

P28505 Slate serving tray



REF	Ø cm
P28.505	20
P28.506	30

NATURAL EDGES

RUBBER FEET

ROUGH SURFACE

5-6 mm
THICKNESS





SLATES

Natural, elegant and exclusive presentation of cold or hot plates.

P28600 Slate and acacia board



REF	cm	L cm
P28.600	33 x 23	1,5

P28610 Slate and acacia board



REF	cm	L cm	H cm
P28.610	26 x 18	34	1,5

P28620 Slate and acacia board



REF	Ø cm	L cm	H cm
P28.620	21,0	31	1,5
P28.621	26,5	37	1,5

EXCLUSIVE

PATENT PENDING

CUBES & SHELVES



CUBES



Top cover convertible on mini shelf, stackable, multicombinations, saving space when storing parts, special waterproof treatment.

SHELVES



Three lengths: 50, 80 and 100 cm, two depths: 18 and 35 cm, undeformable wood, two colors: white and black. Possibility of color combinations, special waterproof treatment.

YVT01-11-WG Vario Cooling Tray Gn 1/1 Lacquer Coated Beech Without Lid

code	lcm	Hcm
YVT01-11-WG	32,5x53	8



code	lcm
KLC07-100	32,5x53

YVT02-38-WG Vario Cooling Tray Ø38cm Lacquer Coated Beech Without Lid

code	lcm	Hcm
YVT02-38-WG	Ø38	8



Roll Top Cover Round Without Tray

code	lcm
KLR07-38	Ø38

NBB20-12 Cooling Tray With Eco Friendly Bamboo Base

code	lcm	Hcm
NBB20-12	29x35	6,5
NBB20-24	22,5x51	6,5
NBB20-34	29x51	6,5



BUFFET PRESENTATION
WOODEN BOARDS

TBR02-11 Beech Wood Cutting Board 53 X 32.5cm With Inox Crump Tray



code	lcm	Hcm
TBR02-11	32,5x53	2,5

TBR03-11 Beech Wood Cutting Board 53 X 32.5cm With Wooden Crump Tray Includes: wooden frame + wooden cutting board + gastro



code	lcm	Hcm
TBR03-11	32,5x53	2,5
TBR03-4060	40x60	2,5

RCB-138 Solid Ø38cm Wood Round Board



code	lcm	Hcm
RCB-138	Ø38	2,5

TWB01-330 Mango Wood Racket Board Food Safe Oil Finish



code	lcm	Handle	Hcm
TWB01-330	Ø30	12cm	2
TWB01-400	40x25	10cm	2
TWB01-500	38x25	10cm	2



46265 Countertop round chafer

RETRACTABLE



REF	mm	L	FOR
46265	482.6 x 482.6 x 470	5.7	46862

Fully retractable with food pan, dripless water pan, 3-position dome cover and windguard shield

46268 Drop-in round chafer

RETRACTABLE



REF	mm	L	FOR
46268	482.6 x 482.6 x 209.6	5.7	46862

Fully retractable with food pan, dripless water pan, 3-position dome cover

46080 Countertop rectangular chafer

STANDARD



REF	mm	L	FOR
46080	648 x 470 x 470	8.6	30022

With standard water pan, dome cover only opens to 90°

46070 Countertop rectangular chafer

STANDARD



REF	mm	L	FOR
46070	470 x 457 x 476	5.7	46862

With standard water pan, dome cover only opens to 90°

CONTOURED CARVING STATION

Attractive Carving Station with lamps for additional heat while serving. On/off lighted switch on base.

NSF
2 x 250 W

Dual heat lamps.

Spun aluminum shades for heat dissipation.

Clear tempered glass customer breath guard

Heavy-duty steel frame, chrome-plated

Rubber feet provide stability and protect tabletop



Stylish solid surface base & top

Knife-friendly, dishwasher safe NSF Certified cutting board included

Recessed base channels liquids into removable drip pan

46671 Contoured Carving Station



2 Infrared bulb included



REF	mm	VOLT. CA / AC
46671	610 x 559 x 686	230
46672	610 x 559 x 686	230

Infrared bulb
Cord Length : 1.8m



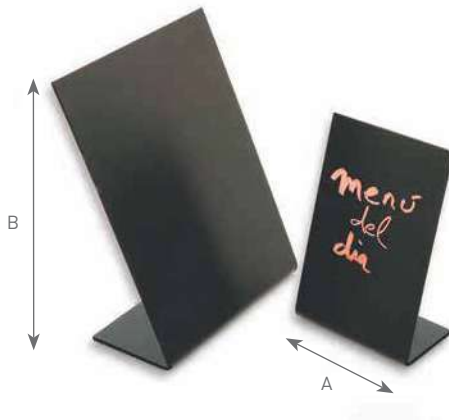
25154 Contoured carving station cutting board only



REF	mm	
25154	541 x 425 x 12.7	Black

P2101 Lucky


REF	A cm	B cm
P21.015	10	15
P21.016	15	21
P21.017	21	30

P2102 Basic


REF	A cm	B cm
P21.027	10	15
P21.028	15	23
P21.029	21	31

P21020-26 Fluorescent Chalkmarkers Widths, 2 - 6 Mm


REF	Color
P21.020	White
P21.023	Yellow
P21.025	Orange

Rainproof. Easy to wipe off with damp cloth

FOOD & BEVERAGE

SECTION

Top Restaurants expect nothing but the best

We make no compromise in the quality of our table top.
We only use the best raw materials, our products can withstand the tough conditions of a professional kitchen.
Our products last longer, so you don't need to continually buy replacements.


Our Food & Beverage Section includes



Translucency and strength




SUF250 SUFI



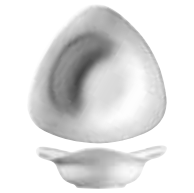
FLAT PLATE

REF	V CC	H CM	SIZE CM
SUF250.01			35 x 35
SUF250.02			30 x 30



DEEP PLATE

REF	V CC	H CM	SIZE CM
SUF250.03			25 x 25



BOWL

REF	V CC	H CM	SIZE CM
SUF250.04			25 x 25
SUF250.05			20 x 20



OVAL PLATE

REF	V CC	H CM	SIZE CM
SUF250.06			37
SUF250.07			32
SUF250.08			27
SUF250.09			23



SOUP TUREEN

REF	V CC	H CM	SIZE CM
SUF250.10	3000		
SUF250.11			



COFFEE POT

REF	V CC	H CM	SIZE CM
SUF250.12	1000		
SUF250.13	400		



CREAMER

REF	V CC	H CM	SIZE CM
SUF250.14	350		
SUF250.15	250		
SUF250.16	150		



SUGAR BOX

REF	V CC	H CM	SIZE CM
SUF250.17	350		



COFFEE CUP / SAUCER

REF	V CC	H CM	SIZE CM
SUF250.18	120		



TEA & COFFEE CUP / SAUCER

REF	V CC	H CM	SIZE CM
SUF250.19	220		



VASE

REF	V CC	H CM	SIZE CM
SUF250.20		17	



CANDLE HOLDER

REF	V CC	H CM	SIZE CM
SUF250.21			



NAPKIN HOLDER

REF	V CC	H CM	SIZE CM
SUF250.22			



SALT / PEPPER SHAKER / TOOTHPICK JAR

REF	V CC	H CM	SIZE CM
SUF250.23			35 x 35
SUF250.24			30 x 30
SUF250.25			



EGG CUP

REF	V CC	H CM	SIZE CM
SUF250.26			ø13



ASHTRAY

REF	V CC	H CM	SIZE CM
SUF250.27			ø10
SUF250.28			ø10



AGO260 AGORA



FLAT PLATE

REF	V CC	H CM	SIZE CM
AGO260.01			ø35
AGO260.02			ø29
AGO260.03			ø24
AGO260.04			ø21
AGO260.05			ø16
AGO260.06			ø13



DEEP PLATE

REF	V CC	H CM	SIZE CM
AGO260.07			ø26
AGO260.08			ø23



BOWL

REF	V CC	H CM	SIZE CM
AGO260.09			ø30
AGO260.10			ø25
AGO260.11			ø19
AGO260.12			ø13



OVAL PLATE

REF	V CC	H CM	SIZE CM
AGO260.13			ø45
AGO260.14			ø41
AGO260.15			ø28
AGO260.16			ø22



SALT / PEPPER SHAKER / TOOTHPICK JAR

REF	V CC	H CM	SIZE CM
AGO260.17			
AGO260.18			
AGO260.19			



NAPKIN HOLDER

REF	V CC	H CM	SIZE CM
AGO260.20			



EGG CUP

REF	V CC	H CM	SIZE CM
AGO260.21			



COFFEE POT / TEA POT

REF	V CC	H CM	SIZE CM
AGO260.22	1580		
AGO260.23	1430		



CREAMER

REF	V CC	H CM	SIZE CM
AGO260.24	310		



SUGAR BOX

REF	V CC	H CM	SIZE CM
AGO260.25	360		



COFFEE CUP / SAUCER

REF	V CC	H CM	SIZE CM
AGO260.26	100		
AGO260.27	160		



BREAKFAST CUP / SAUCER

REF	V CC	H CM	SIZE CM
AGO260.28	190		
AGO260.29	400		



MUG SAUCER

REF	V CC	H CM	SIZE CM
AGO260.30			
AGO260.31	180		ø24
AGO260.32			
AGO260.33	80		ø16



MUG

REF	V CC	H CM	SIZE CM
AGO260.34	300		
AGO260.35	220		



EGG CUP

REF	V CC	H CM	SIZE CM
AGO260.36	250		



HOTEL ESPRESSO CUP / SAUCER

REF	V CC	H CM	SIZE CM
AGO260.37	100		



HOTEL TEA CUP / SAUCER

REF	V CC	H CM	SIZE CM
AGO260.38	190		
AGO260.39	220		



PER270 PERA



FLAT PLATE

REF	V CC	H CM	SIZE CM
PER270.01			ø32
PER270.02			ø30
PER270.03			ø27
PER270.04			ø25
PER270.05			ø21
PER270.06			ø19
PER270.07			ø17



DEEP PLATE

REF	V CC	H CM	SIZE CM
PER270.08			ø30
PER270.09			ø23



OVAL PLATE

REF	V CC	H CM	SIZE CM
PER270.10			ø35
PER270.11			ø32
PER270.12			ø28
PER270.13			ø24
PER270.14			ø18



BOWL

REF	V CC	H CM	SIZE CM
PER270.15			ø25
PER270.16			ø23
PER270.17			ø16
PER270.18			ø13



CONSUME BOWL / CONSUME SAUCER

REF	V CC	H CM	SIZE CM
PER270.19	300		ø17
PER270.20			



SAUCE CUP

REF	V CC	H CM	SIZE CM
PER270.21	250		
PER270.22			22



SOUP TUREEN

REF	V CC	H CM	SIZE CM
PER270.23	3000		



COFFEE POT

REF	V CC	H CM	SIZE CM
PER270.24	1100		
PER270.25	650		
PER270.26	450		



CREAMER

REF	V CC	H CM	SIZE CM
PER270.27	170		
PER270.28	210		



SUGAR BOX

REF	V CC	H CM	SIZE CM
PER270.29	180		



ESPRESSO CUP / COFFEE CUP / SAUCER

REF	V CC	H CM	SIZE CM
PER270.30	100		
PER270.31	80		



TEA CUP / SAUCER

REF	V CC	H CM	SIZE CM
PER270.32	180		
PER270.33	250		



NAPKIN HOLDER

REF	V CC	H CM	SIZE CM
PER270.34			12



ASHTRAY

REF	V CC	H CM	SIZE CM
PER270.35			ø10
PER270.36			ø08
PER270.37			



SALT / PEPPER SHAKER / TOOTHPICK JAR

REF	V CC	H CM	SIZE CM
PER270.38			
PER270.39			
PER270.40			



EGG CUP

REF	V CC	H CM	SIZE CM
PER270.41			



GONDOL BOWL

REF	V CC	H CM	SIZE CM
PER270.42		12	40 x 20
PER270.43		08	40 x 20
PER270.44		06	40 x 20



JAM BOWL

REF	V CC	H CM	SIZE CM
PER270.45			30
PER270.46			20



POL280 POLO



FLAT PLATE

REF	V CC	H CM	SIZE CM
POL280.01			ø32
POL280.02			ø30
POL280.03			ø27
POL280.04			ø25
POL280.05			ø21
POL280.06			ø17



DEEP PLATE

REF	V CC	H CM	SIZE CM
POL280.07			ø22



PASTA BOWL

REF	V CC	H CM	SIZE CM
POL280.08			ø27



OVAL PLATE

REF	V CC	H CM	SIZE CM
POL280.09			ø40
POL280.10			ø35
POL280.11			ø32
POL280.12			ø24



COFFEE POT

REF	V CC	H CM	SIZE CM
POL280.13	1220		ø17
POL280.14	780		
POL280.15	420		
POL280.16	1680		



CREAMER

REF	V CC	H CM	SIZE CM
POL280.17	170		



SUGAR BOX

REF	V CC	H CM	SIZE CM
POL280.18	200		



COFFEE CUP / SAUCER

REF	V CC	H CM	SIZE CM
POL280.19	90		



MUG

REF	V CC	H CM	SIZE CM
POL280.22	450		
POL280.23	260		



BOWL

REF	V CC	H CM	SIZE CM
POL280.24			ø25
POL280.25			ø23
POL280.26			ø16
POL280.27			ø13



JOKER BOWL

REF	V CC	H CM	SIZE CM
POL280.28	300		ø12
POL280.29	150		ø10
POL280.30	80		ø08
POL280.31	30		ø06



CONSUME BOWL / CONSUME SAUCER

REF	V CC	H CM	SIZE CM
POL280.32			ø17
POL280.33	300		ø12



SAUCE CUP

REF	V CC	H CM	SIZE CM
POL280.34	300		
POL280.35			ø17



NAPKIN HOLDER

REF	V CC	H CM	SIZE CM
POL280.35			



SALT / PEPPER SHAKER / TOOTHPICK JAR

REF	V CC	H CM	SIZE CM
POL280.36			
POL280.37			
POL280.38			



EGG BOWL

REF	V CC	H CM	SIZE CM
POL280.39			



BUTTER CUP

REF	V CC	H CM	SIZE CM
POL280.40			16.5 x 13.5



TEA CUP / SAUCER

REF	V CC	H CM	SIZE CM
POL280.20	220		
POL280.21	180		



Hand washing dishwasher safe up to 65°C



















C243 SIENA

	REF	ITEM	MATERIAL	THICKNESS	FINISH	SIZE CM
	C243.01	TABLE SPOON	St/Steel 18/10	3mm	Polished	20
	C243.02	TABLE FORK	St/Steel 18/10	3mm	Polished	20
	C243.03	MONOBLOC TABLE KNIFE	St/Steel 18/10	9mm	Polished	24.5
	C243.04	DESSERT SPOON	St/Steel 18/10	2.5mm	Polished	18.5
	C243.05	DESSERT & SALAD FORK	St/Steel 18/10	2.5mm	Polished	18.5
	C243.06	MONOBLOC DESSERT KNIFE	St/Steel 18/10	8mm	Polished	22
	C243.07	COFFEE & TEA SPOON	St/Steel 18/10	2mm	Polished	15
	C243.08	MOKA SPOON	St/Steel 18/10	2mm	Polished	12
	C243.09	SOUP LADLE	St/Steel 18/10	3mm	Polished	27
	C243.10	VEGETABLE & MEAT SERVING SPOON	St/Steel 18/10	3mm	Polished	23.5
	C243.11	VEGETABLE & MEAT SERVING FORK	St/Steel 18/10	3mm	Polished	23.5
	C243.12	THREE PRONGS CAKE FORK	St/Steel 18/10	2mm	Polished	16.5
	C243.13	CAKE & DESSERT SERVER	St/Steel 18/10	3mm	Polished	24
	C243.14	FISH FORK	St/Steel 18/10	2.5mm	Polished	19
	C243.15	FISH KNIFE	St/Steel 18/10	2.5mm	Polished	20.5
	C243.16	RICE SERVING SPOON	St/Steel 18/10	2mm	Polished	13
	C243.17	PERSONAL SPREADER	St/Steel 18/10	7.5mm	Polished	19
	C243.18	GOURMET SPOON	St/Steel 18/10	2.5mm	Polished	19.5












Hand washing dishwasher
safe up to 65°C

C244 SETTIMOCIELO

	REF	ITEM	MATERIAL	THICKNESS	FINISH	SIZE CM
	C244.01	TABLE SPOON	St/Steel 18/10	4mm	Polished	21
	C244.02	TABLE FORK	St/Steel 18/10	4mm	Polished	21
	C244.03	MONOBLOC TABLE KNIFE	St/Steel 18/10	10.5mm	Polished	23
	C244.04	DESSERT SPOON	St/Steel 18/10	4mm	Polished	19.5
	C244.05	DESSERT & SALAD FORK	St/Steel 18/10	4mm	Polished	19.5
	C244.06	MONOBLOC DESSERT KNIFE	St/Steel 18/10	9mm	Polished	21
	C244.07	COFFEE & TEA SPOON	St/Steel 18/10	2.5mm	Polished	15
	C244.08	MOKA SPOON	St/Steel 18/10	2.5mm	Polished	12.5
	C244.09	SOUP LADLE	St/Steel 18/10	4mm	Polished	28
	C244.10	VEGETABLE & MEAT SERVING SPOON	St/Steel 18/10	4mm	Polished	25
	C244.11	VEGETABLE & MEAT SERVING FORK	St/Steel 18/10	4mm	Polished	25
	C244.12	THREE PRONGS CAKE FORK	St/Steel 18/10	2mm	Polished	16.5
	C244.13	CAKE & DESSERT SERVER	St/Steel 18/10	4mm	Polished	25
	C244.14	FISH FORK	St/Steel 18/10	3.5mm	Polished	19
	C244.15	FISH KNIFE	St/Steel 18/10	3.5mm	Polished	21
	C244.16	MONOBLOC STEAK KNIFE	St/Steel 18/10	10mm	Polished	23
	C244.17	PERSONAL SPREADER	St/Steel 18/10	8mm	Polished	19
	C244.18	GOURMET SPOON	St/Steel 18/10	4mm	Polished	20

**C241 VIDAL**

	REF	ITEM	MATERIAL	THICKNESS	FINISH	SIZE CM
	C241.01	TABLE SPOON	St/Steel 18/10	5mm	Polished	20.5
	C241.02	TABLE FORK	St/Steel 18/10	5mm	Polished	20.5
	C241.03	MONOBLOC TABLE KNIFE	St/Steel 18/10	5mm	Polished	24
	C241.04	DESSERT SPOON	St/Steel 18/10	5mm	Polished	19
	C241.05	DESSERT & SALAD FORK	St/Steel 18/10	5mm	Polished	18.5
	C241.06	MONOBLOC DESSERT KNIFE	St/Steel 18/10	5mm	Polished	21.5
	C241.07	MOKA SPOON	St/Steel 18/10	5mm	Polished	12
	C241.08	SOUP LADLE	St/Steel 18/10	5mm	Polished	28
	C241.09	VEGETABLE & MEAT SERVING SPOON	St/Steel 18/10	5mm	Polished	24
	C241.10	VEGETABLE & MEAT SERVING FORK	St/Steel 18/10	5mm	Polished	24
	C241.11	CAKE & DESSERT SERVER	St/Steel 18/10	5mm	Polished	26.5
	C241.12	SPAGHETTI SCOOP	St/Steel 18/10	5mm	Polished	30
	C241.13	MONOBLOC PERSONAL SPREADER	St/Steel 18/10	5mm	Polished	16
	C241.14	ROAST CARVING KNIFE	St/Steel 18/10	5mm	Polished	30
	C241.15	ROAST CARVING FORK	St/Steel 18/10	5mm	Polished	28.5
	C241.16	MONOBLOC CAKE & PIE KNIFE	St/Steel 18/10	5mm	Polished	34
	C241.17	COFFEE & TEA SPOON	St/Steel 18/10	5mm	Polished	14.5



Hand washing dishwasher
safe up to 65°C









C242 AMALFI

	REF	ITEM	MATERIAL	THICKNESS	FINISH	SIZE CM
	C242.01	TABLE SPOON	St/Steel 18/10	3.5mm	Polished	20.5
	C242.02	TABLE FORK	St/Steel 18/10	3.5mm	Polished	20.5
	C242.03	MONOBLOC TABLE KNIFE	St/Steel 18/10	3.5mm	Polished	24
	C242.04	DESSERT SPOON	St/Steel 18/10	3.5mm	Polished	19
	C242.05	DESSERT & SALAD FORK	St/Steel 18/10	3.5mm	Polished	18.5
	C242.06	MONOBLOC DESSERT KNIFE	St/Steel 18/10	3.5mm	Polished	21.5
	C242.07	MOKA SPOON	St/Steel 18/10	3mm	Polished	12
	C242.08	SOUP LADLE	St/Steel 18/10	3.5mm	Polished	28
	C242.09	VEGETABLE & MEAT SERVING SPOON	St/Steel 18/10	3.5mm	Polished	24
	C242.10	VEGETABLE & MEAT SERVING FORK	St/Steel 18/10	3.5mm	Polished	24
	C242.11	COFFEE & TEA SPOON	St/Steel 18/10	3.5mm	Polished	14.5



Hand washing dishwasher
safe up to 65°C

C245 RIVIERA

	REF	ITEM	MATERIAL	FINISH	SIZE CM
	C245.01	TABLE SPOON	St/Steel 18/10	Polished	21.5
	C245.02	TABLE FORK	St/Steel 18/10	Polished	22
	C245.03	TABLE KNIFE	St/Steel 18/10	Polished	23.5
	C245.04	DESSERT & SALAD FORK	St/Steel 18/10	Polished	19
	C245.05	DESSERT KNIFE	St/Steel 18/10	Polished	20.5
	C245.06	COFFEE & TEA SPOON	St/Steel 18/10	Polished	15
	C245.07	SOUP LADLE	St/Steel 18/10	Polished	28
	C245.08	VEGETABLE & MEAT SERVING SPOON	St/Steel 18/10	Polished	26
	C245.09	VEGETABLE & MEAT SERVING FORK	St/Steel 18/10	Polished	26



CHAMPAGNE GLASSES



REF	H cm	ML	OZ
CH101	22.5	200	6.8



REF	H cm	ML	OZ
CH102	21.0	170	5.8



REF	H cm	ML	OZ
CH103	17.3	180	6.1



REF	H cm	ML	OZ
CH104	14.0	200	6.5



REF	H cm	ML	OZ
CH105	16.3	180	6.1



REF	H cm	ML	OZ
CH106	16.5	180	6.1

VODKA, WHISKEY, LIQUOR
AND COGNAC GLASSES

REF	H cm	ML	OZ
SH101	6.8	25	1



REF	H cm	ML	OZ
SH102	16.0	70	2.4



REF	H cm	ML	OZ
SH103	6.2	30	1



REF	H cm	ML	OZ
SH104	11.3	25	0.9



REF	H cm	ML	OZ
SH105	7.0	50	1.7



REF	H cm	ML	OZ
SH106	13	480	16.2



REF	H cm	ML	OZ
SH107	8.0	40	1.4



REF	H cm	ML	OZ
SH108	8.9	25	0.9

RED WINE GLASSES



REF	H cm	ML	OZ
RW101	21.5	350	11.8



REF	H cm	ML	OZ
RW102	19.9	350	11.8



REF	H cm	ML	OZ
WW101	20.7	250	8.5



REF	H cm	ML	OZ
WW102	18.9	250	8.5



REF	H cm	ML	OZ
RW103	13.1	250	8.5



REF	H cm	ML	OZ
RW104	15.8	250	8.5



REF	H cm	ML	OZ
WW103	14.8	170	5.8



REF	H cm	ML	OZ
WW104	16.7	150	5.1

BEER GLASSES

REF	H cm	ML ▲	OZ
BR101	21.3	500	16.9



REF	H cm	ML ▲	OZ
BR102	17.7	500	16.9



REF	H cm	ML ▲	OZ
BR103	19.4	500	16.9



REF	H cm	ML ▲	OZ
BR104	17.1	300	10.1

SERVEWARE

REF	H cm	SIZE
SW101	12.5	ø210



REF	H cm	SIZE
SW102	11.0	ø180



REF	H cm	ML ▲	OZ
SW103	11.1	350	11.8



REF	H cm	SIZE
SW104	8.5	ø130



REF	H cm	ML ▲	OZ
SW105	25.0	1000	33.8



REF	H cm	ML ▲	OZ
SW106	23.0	900	30.4

WHISKEY GLASSES



REF	H cm	ML	OZ
WH101	8.8	250	8.5



REF	H cm	ML	OZ
WH102	8.5	220	7.4



REF	H cm	ML	OZ
WH103	10.5	290	9.8



REF	H cm	ML	OZ
WH104	9.7	300	10.1



REF	H cm	ML	OZ
WH105	9.0	250	8.5



REF	H cm	ML	OZ
WH106	9.5	300	10.1

LONG DRINK GLASSES



REF	H cm	ML	OZ
LD101	10.5	250	8.5



REF	H cm	ML	OZ
LD102	8.3	150	5.1



REF	H cm	ML	OZ
LD103	14.8	300	10.1



REF	H cm	ML	OZ
LD104	15.0	300	10.1



REF	H cm	ML	OZ
LD105	8.1	100	3.4



REF	H cm	ML	OZ
LD106	20.7	480	16.2



LOBBY & FRONT OFFICE

SECTION

Carry your guests' luggage with ease and elegance,
with our range of luggage trolleys for hotels

Ranging from the trolley for one or more cases, to the foldable mobile wardrobe,
to the luggage rack for rooms. we offer solutions to meet all your needs.

Our Lobby & Front Office Section includes



Reliability, durability and strong affinity for design

B101 LUGGAGE TROLLEY



REF	COLOR	COLOR REF.
Brushed Stainless Steel Finish	Black Carpet Gray Bumper	4485AXQ211
Polished Brass Finish	Red Carpet Black Bumper	4485AXQ213B
Polished Stainless Steel Finish	Red Gray Black Bumper	4485AXQ212

SIZE: L120xW61xH190cm

Steel-reinforced base and top

2" diameter solid tubing with reinforced welds

2 rigid/2 swivel casters

Wooden Platform

Bumper

8"
Black pneumatic wheels

B102 LUGGAGE TROLLEY

SIZE: L114 x W67 x H190 cm



B103 LUGGAGE TROLLEY

SIZE: L114 x W67 x H190 cm



B104 LUGGAGE TROLLEY

TUBE	FINISH	CARPET
Φ50mm SUS304 201 St/Steel H65 Copper	Polished Brushed Titanium	9mm Top-grade carpet Hidden Trimming structure
DECK		CONNECTION
1.2mm Steel sheet 12+mm plywood Full wrap around rubber bumper		Die-casting fitting structure Disassembly
WHEELS	Handle Gloves	SIZE
8" Pneumatic Wheels Solid Wheels	Velvet PU Leather	L114 × W67 × H190cm



B105 LUGGAGE TROLLEY

SIZE:L114 × W67 × H190 cm



B106 LUGGAGE TROLLEY

SIZE:L114 × W67 × H190 cm



B107S FOLDABLE LUGGAGE HAND CART

REF	TUBE	WHEELS	SIZE
107.1	Φ32mm SUS304 201 St/Steel H65 Copper	10" Pneumatic	L50 x W20 x H120 cm

**B107G FOLDABLE LUGGAGE HAND CART**

REF	TUBE	WHEELS	SIZE
107.2	Φ32mm SUS304 201 St/Steel H65 Copper	10" Pneumatic	L60 x W53 x H122 cm

**B108 PLATFORM LUGGAGE CART**

REF	TUBE	FINISH	CARPET	SIZE
108.1	Φ32mm SUS304 201 St/Steel H65 Copper	Polished Brushed	9mm Top-grade carpet Hidden trimming structure	L114 x W67 x H97 cm




B109 LUGGAGE TROLLEY

TUBE	FINISH	CARPET
Φ50mm SUS304 201 St/Steel H65 Copper	Polished Brushed Titanium	9mm Top-grade carpet Hidden Trimming structure
DECK		CONNECTION
1.2mm Steel sheet 12+mm plywood Full wrap around rubber bumper		Die-casting fitting structure Disassembly
WHEELS	Handle Gloves	SIZE
8" Pneumatic Wheels Solid Wheels	Velvet PU Leather	L120 × W65 × H183cm



B110 LUGGAGE TROLLEY

SIZE:L105 × W58 × H185 cm



B111 PLATFORM LUGGAGE CART

SIZE:L120 × W65 × H97 cm



43286 Sign Stand

43286.1



43286.2



43286.3



43286.4

REF	SIZE
43286.1	L74 x W50 x H155 cm
43286.2	L46 x W38 x H135 cm
43286.3	L42 x W48 x H140 cm
43286.4	L46 x W30 x H143 cm

43290 Sign Stand

REF	CM
43290.1	L26.5 x W37 x H53 cm
43290.2	L58 x W47.5 x H59 cm
43290.3	L25 x W24 x H60 cm
43290.4	L24 x W26 x H58 cm
43290.5	L30 x W28 x H60 cm



43290.1



43290.2



43290.3



43290.4



43290.5

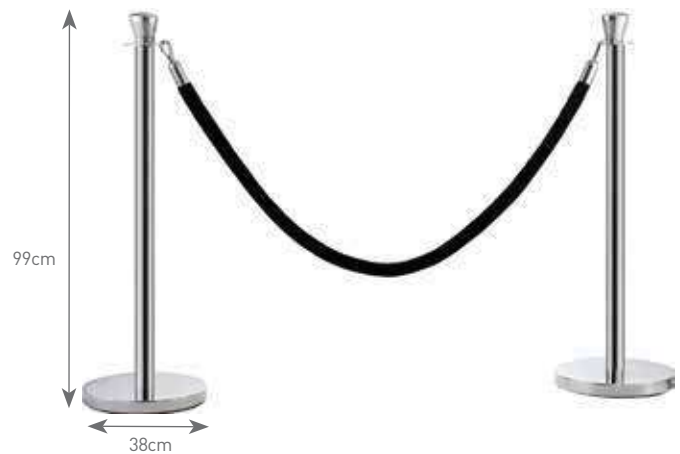
43291 Traditional Indoor Post With Rope Kits



REF	POST	ROPE	COLOR REF
43291.1	Chrome	Black	MKXPK20404BK
43291.2	Chrome	Crimsome	MKXPK20404CD

Available
Light weight / Heavy weight chrome posts
Velour ropes
Foam core ropes come with matching chrome rope hooks

Not intended for use with cotton core ropes




43292 Retractable Post With Rope Kits



REF	POST	BELT	COLOR REF
43292.1	Chrome	Black	MKXPK21404CLBK
43292.2	Chrome	Red	MKXPK21404CLRD
43292.3	Black	Black	MKXPK21404BKBK
43292.4	Black	Red	MKXPK21404BKRD

Available
Lightweight chrome posts with 7" belt
7" x 11" sign frame
Graphic inserts with message: "Please Wait Here" and "Enter"
Retractable belt feature with 4-way connection
1/2" dia. rubber base x 381/2" H



D201 INDOOR BINS



REF	SIZE
201.1	L30 x W30 x H70 cm

D202 INDOOR BINS



202.1



202.2



202.3

REF	SIZE
202.1	L32 x W30 x H72 cm
202.2	L32 x W30 x H72 cm
202.3	L32 x W30 x H81 cm

D202 INDOOR BINS

REF	SIZE
202.4	L28 x W22 x H77 cm
202.5	L28 x W22 x H72 cm
202.6	L30 x W30 x H68.5 cm



202.4



202.5



202.6

D202 INDOOR BINS

REF	SIZE
202.7	L28 x W28 x H71 cm
202.8	L30 x W30 x H74 cm
202.9	L30 x W30 x H74 cm



202.7



202.8



202.9

D302 OUTDOOR BINS

REF	SIZE
302.10	L53 x W53 x H107 cm
302.20	L46 x W46 x H97.5 cm
302.30	L35 x W35 x H81 cm
302.40	L40 x W40 x H75.5 cm



302.10



302.20



302.30



302.40

D302 OUTDOOR BINS

REF	SIZE	VOLUME
302.50	L50.8 x W50.8 x H92 cm	90
302.61	L38 x W38 x H73 cm	50
302.62	L47 x W47 x H80 cm	90
302.71	L37 x W37 x H59.7 cm (w/o liner)	50
302.72	L40.5 x W40.5 x H66.7 cm (w/o liner)	60
302.73	L44.8 x W44.8 x H75.1 cm (w/o liner)	90
302.80	L40 x W40 x H77 cm	60



302.50



302.61 / 302.62



302.71 / 302.72 / 302.73



302.80

D303 RECYCLABLE BINS

REF	SIZE
303.10	L125 x W35 x H81.5 cm
303.20	L75 x W35 x H81 cm



303.10



303.20

D303 RECYCLABLE BINS

REF	SIZE
303.30	L107 x W51 x H82 cm
303.40	L95 x W40 x H95 cm



303.30



303.40

MAGAZINE RACK



SERIES 1



SERIES 2



SERIES 3

REF

SERIES 1
SERIES 2
SERIES 3

SIZE

L66 x W33 x H132.5 cm
L63.5 x W50 x H92.5 cm
L47 x W51 x H61 cm

UMBRELLA HOLDER

REF

U101.001
U101.002
U101.003

SIZE

L41 x W29 x H80 cm
L50 x W33 x H90 cm
L76 x W50 x H100 cm



U101.001



U101.002



U101.003

COSMO



REF	BRUSH	SIZE cm	POWER	VOLTAGE
COSMO	13 x 7cm	L60 x W38 x H32	130W/ 1200rpm	230V

The Cosmo series has convincing style, functionality and compactness. Cosmo is available in numerous standard colors and can be coated in any RAL color our customers ask for.

Polish dispenser: 0.75 l with ball valve
Weight: 14 kg net, 16 kg gross
Starter: Sensor with timer

The additional bar made from highly polished stainless steel make the Cosmo plus look even more aesthetic than the smaller Cosmo version



ELIPSE



REF	BRUSH	SIZE cm	POWER	VOLTAGE
ELIPSE	22 x 8cm	L44 x W44 x H127	150W/ 700rpm	230V

With its extravagant and eye-catching form the Ellipse turns into a design highlight in your entry area.

Brushes: 2 polishing brushes, 1 pre-cleaning brush
Polish dispenser: 0.75 L with ball valve
Weight: 47 kg net, 50 kg gross
Starter: Sensor with timer

EASY COMFORT



REF	BRUSH	SIZE cm	POWER	VOLTAGE
EASY COMFORT	13 x 6cm	L49 x W32 x H31	100W/ 1100rpm	230V

Easy Comfort brings professional shoe shine service for budget conscious hotel. Case: graphite

Brushes: 2 polishing brushes, 1 pre-cleaning brush
Polish dispenser: 0.2 L with ball valve
Weight: 10 kg net, 11 kg gross
Contact switch: On the case

POLIFIX 3



REF	BRUSH	SIZE cm	POWER	VOLTAGE
POLIFIX 3	22 x 8cm	L56 x W31 x H85	150W/ 700rpm	230V

This shoe polishing machine is our top-seller in use in hotels and administration offices world-wide. With the Polifix 3 we put special emphasis on personal and individual design options in order to make the machine fit best into any place you want. This model offers a large number of possible configurations. Especially the lockable door on the front, which is available in many different colors, makes the Polifix 3 adaptable to floors, walls or furnishings.

Brushes: 2 polishing brushes, 1 pre-cleaning brush
Polish dispenser: 1 L disposable bottle with ball valve
Weight: 33 kg net, 36 kg gross
Starter: Sensor with timer
Case: Matt Black
Door Color: Stainless steel embossed or brushed/ brass brushed

Heute Care Products Special leather polish for shoe shine machines.
Available in colourless / neutral / black
1 litre disposable bottle





HOUSEKEEPING

SECTION

Reliable, Durable and Functional Range for Housekeeping & Room Service

Make the work of your housekeeping team easier with our housekeeping trolleys specifically designed for hospitality sector.

Our Housekeeping Section includes



Greater convenience and functionality

S360 HOUSEKEEPING TROLLEY



REF	SIZE
S360.000	L126 x W53 x H123 cm
S360.001	L86 x W53 x H123 cm

OPEN



S361 HOUSEKEEPING TROLLEY



REF	SIZE
S361.000	L95 x W53 x H123 cm

OPEN



S362 HOUSEKEEPING TROLLEY



REF	SIZE
S362.000	L162 x W45 x H133 cm

Include two fixed shelves, two handles and four 8" black ball bearing wheels with casters. Durable beige powder coated finish with coordinating gray or beige full wrap around bumper. Full curtains to cover the carts with rails. Recessed top shelf with lid for easy access. Underdeck glass rack bracket and side holders, vacuum bracket and corner bumpers. Non marking grey hard rubber replacement wheels.



S363 HOUSEKEEPING TROLLEY



REF	SIZE
S363.000	L148 x W51 x H127 cm

S364 HOUSEKEEPING TROLLEY

REF	SIZE
S364.000	L148 x W46 x H114 cm



S365 HOUSEKEEPING TROLLEY

REF	SIZE
S365.000	L134 x W46 x H118 cm



S620 LINEN CART

REF	SIZE
S620.001	L100 x W80 x H80 cm
S620.021	L84 x W57.5 x H77 cm
S620.022	L94 x W67 x H85 cm



Poly Spring Lifts
Lifts items up to a convenient height
Vinyl-covered platform, vinyl-covered springs for safety
Large steel attachment clip reduces tearing of the top
Rubberised bumper sides
Non marking wheels



S630 LINEN CART

REF	SIZE
S630.001	L80 x W50 x H88 cm
S630.002	L90 x W65 x H85 cm
S630.003	L90 x W65 x H85 cm



FOLDABLE



S690 ROOM SERVICE TROLLEY

REF	SIZE
S690.001	L107 x W91 x H74.5 cm
S690.002	L107 x W91 x H74.5 cm



S690.001



S690.002



S690 ROOM SERVICE TROLLEY

REF	SIZE
S690.003	L110 x W90 x H79 cm
S690.004	L107 x W91 x H74.5 cm



S690.003



S690.004

S540 HOT BOX

REF	SIZE	POWER	VOLTAGE
S540.001	L44.5 x W36 x H51.5 cm	500W	220V
S540.021	L38 x W37 x H48 cm	550W	220V
S540.022	L38 x W37 x H48 cm	500W	220V



S540.001



S540.021



S540.022

S541 HOT BOX TROLLEY

REF	SIZE
S541.000	L87 x W44 x H166 cm



S650 / S680 LINEN CART

REF	SIZE
S680.001	L122 x W55 x H170 cm
S650.001	L80 x W80 x H182 cm
S650.002	L133 x W73 x H173 cm

**S650** LINEN CART

REF	SIZE
S650.003	L120 x W36 x H175 cm
S650.004	L120 x W85 x H177 cm



BANQUET TABLE TROLLEY



REF	SIZE cm
BANQUET TABLE TROLLEY	L124 x W70 x H146

CHAIR TROLLEY



REF	SIZE cm
CHAIR TROLLEY	L78 x W53 x H125

PLATFORM TROLLEY



REF	SIZE cm
PLATFORM TROLLEY	L90 x W60 x H90



CHILD FRIENDLY

SECTION

Don't your Lil' guest expect a child friendly welcome?

Children love to be pampered just as much as mum and dad do. We are the first hotel supplier in the Middle East to introduce new and unique product line to cater the needs of your little guest with the collection of child sized hotel accessories and special treat to keep your younger guests entertained and feeling special.

Our Child Friendly section includes



All our child friendly products are CPSC and ASTM standards compliant

HIDEAWAY

SOLID WOOD



REF	SIZE cm
HIDEAWAY	L100 x W66 x H92 (Compact) L137 x W77 x H92 (Full size)

The warmth of solid wood with the convenience of a folding crib

Safety, convenience and functionality at an affordable price

Includes 2" InfaPure naturally safe crib mattress with no added chemical retardants. Full size includes 3" mattress
Easy assembly includes all necessary tools
Folds for storage
4" commercial caster (2 locking)



Innovative design keeps hinges flush to prevent clothing from catching



Mortise and tenon construction headboard provides added strength



Durable finishes are color coordinated with hardware

BOUTIQUE™

FOLDING HARDWOOD CRIB



REF	SIZE cm
BOUTIQUE	L101 x W72.5 x H44.5

The Boutique™ compact folding wood crib has a unique, euro-inspired design that brings an upscale feel to guest rooms. Constructed of solid wood with heavy-duty hardware, this folding wood crib will last for many years in high-use environments. Hotels will appreciate the quick and easy folding design that provides space saving storage. Includes a 3" ultradurable, InfaPure foam mattress.



Clean, modern design is on-trend with today's boutique design trends



Oversized commercial casters (2 locking) for unmatched mobility



Quickly and easily folds lengthwise for space-saving storage

ROYALE



REF	SIZE cm
ROYALE	L108 x W67.8 x H109

The feel of a home nursery while providing the ultimate in safety

Innovative hinges have unique two point pivot that keeps hinge flush with crib to prevent child's clothing or bedding from getting caught & allow the cribs to fold with ease for storage. Foundations folding cribs feature 4" non-marking, ultra quiet casters that will maneuver any surface to meet the demands of a hotel environment. Color coordinated finishes are matched with hardware for added beauty.

4" non marking, ultra quiet casters
Includes 3" InfaPure naturally safe crib mattress with no added chemical retardants
Easy assembly includes all necessary tools
Folds for storage

TRAVEL SLEEPER®

FOLDING HARDWOOD CRIB

REF	SIZE cm
TRAVEL SLEEPER	L101.5 x W66 x H86.3



The Travel Sleeper® folding wood crib has a fresh modern look with a euro-inspired design that guests will love. Constructed of solid wood with heavy-duty hardware, this folding wood crib will last for many years in high-use environments. Hotels will appreciate the quick and easy folding design that provides space saving storage. Includes a 2" ultradurable, InfaPure foam mattress.



Classic, clean design complements any decor



Oversized commercial casters (2 locking) for unmatched mobility



Quickly and easily folds for storage

PINNACLE

ULTIMATE CONVENIENCE AND QUALITY



REF	SIZE cm
PINNACLE	L101 x W71 x H109 (Compact) L139 x W99 x H109 (Full size)

Includes 4" Infapure naturally safe crib mattress with no added chemical retardants
4" commercial caster (2 locking)
Arrives assembled, simply insert casters

AVAILABLE IN COMPACT
SLEEPING SURFACE 61x96.5cm

- Most common in hotels
- Fits through doors when open

AVAILABLE IN FULL-SIZE
SLEEPING SURFACE 71x132cm

- Great for extended stay properties
- Fits through doors when open



PLAY YARD

SLEEP FRESH CELEBRITY

Great for the cost conscious hotel.



Model: ELITE
Color: Regatta™ Fashion

REF	SIZE cm
PLAY YARD	L60 x W100

SLEEP FRESH ELITE
More luxurious includes privacy flaps and storage pockets with castors.



Model: ELITE
Color: Sahara™ Fashion



Carry bag included



6443012 INFAPURE™ CRIB MATTRESS

Infapure™ mattresses feature revolutionary new, ultradurable, nylon reinforced vinyl for unprecedented durability. Antimicrobial vinyl provides superior hygiene. Hypoallergenic and phthalate free.

Compact/portable crib mattresses measure 24" x 38" and full-size mattresses measure 28" x 52". Meets or exceeds all federal flammability standards without the use of harmful chemicals. Limited one year warranty .

CB-00-WH-06

THERMASOFT™ COTTON CRIB BLANKETS

ThermaSoft™ 100% cotton crib blankets are the ultimate in softness and durability. Natural cotton fabric is ideal for all climates and the blanket features a sewn hem for finished appearance. At 30" x 40", these blankets are large enough to be used with any size infant. Solid in case packs of six.



CB-TL-WH-06

THERMALUX™ LUXURY BABY BLANKETS

ThermaLux™ baby blankets offer the ultimate in performance and luxury. Ultra-soft, waffle-weave acrylic, fleece lined and hemmed with polysatin. Generous 30" x 42" size. Sold in case packs of six.



ZS-C4-WH-06

SAFEFIT™ ZIPPED SHEETS

100% cotton knit sheets. SafeFit™ zippered sheets fully enclose the entire mattress with a concealed, high-quality zipper that endures heavy laundering. Play yard sheets feature pass-through holes to allow straps to secure mattress to play yard.



FS-NF-WH-12

SAFEFIT™ ELASTIC SHEETS

100% cotton knit sheets SafeFit™ elastic fitted sheets use an extra heavy-duty elastic "shower cap" design to ensure retention to mattress and durability throughout heavy laundering.



KB200 HORIZONTAL

REF	TYPE	SIZE cm
KB200	Surface Mounted	L89.3 x W10.2 x H56.5 (Closed) L89.3 x W58.9 x H56.5 (Open)

COLORS: Cream, Grey, White Granite & Earth



KB101 VERTICAL

REF	TYPE	SIZE cm
KB101	Wall Mounted	L55.9 x W11.3 x H90.2 (Closed) L55.9 x W88.9 x H90.2 (Open)

COLORS: Cream, Grey, White Granite



5210089 STANDARD HORIZONTAL

REF	TYPE	SIZE cm
5210089	Wall Mounted	W87 x H39 x D10 (Closed) W87 x H39 x D44.4 (Open)

COLORS: Cream, Light Grey



KB102 CHILD PROTECTION SEAT

REF	SIZE cm
KB102	L31.1 x W14.3 x H47.6 (Closed) L31.1 x W31.3 x H47.6 (Open)

COLORS: Cream, Grey



KB110 HORIZONTAL

REF	TYPE	SIZE cm
KB110.SSRE	Recessed Mounted	L94 x W0.6 x H58.4 (Closed) L94 x W38.1 x H58.4 (Open)

Rough Wall Opening: L90 x W10.8 x H52.9cm

KB110.SSWM	Wall Mounted	L89.2 x W10.2 x H50.8 (Closed) L89.2 x W 48.3 x H50.8 (Open)
------------	--------------	---



KB111 VERTICAL

REF	TYPE	SIZE cm
KB111.SRE	Semi-recessed Mount	L61.6 x W3.8 x H100.3 (Closed) L61.6 x W79.3 x H100.3 (Open)

Rough Wall Opening: L56.2 x W10.2 x H90.5cm

KB111.SSWM	Wall Mounted	L56.5 x W13.3 x H90.2 (Closed) L56.5 x W 88.9 x H90.2 (Open)
------------	--------------	---

MATERIAL: 18 gauge type 304 satin-finish stainless steel with grey polythylene bed.



100-EV STANDARD VERTICAL

REF	TYPE	SIZE cm
100-EV	Wall Mounted	W49.5X x H77.5 x D10 (closed) W49.5 x H77.5 x D81 (open)

COLORS: Cream, Light Grey



KOALA'S DESIGNER HIGH CHAIR HAS REDEFINED THE BENEFITS OF "FAMILY FRIENDLY" ACCOMMODATION

SEAMLESS AND SANITARY:
SOLID CONSTRUCTION AND
FLUSH HARDWARE— NO
SEAMS OR CREVICES TO
TRAP FOOD AND DIRT

SAFE:
FOR OPERATOR
AND PATRON PEACE
OF MIND, MEETS THE
LATEST ASTM AND EN
STANDARDS

ACCIDENT PREVENTION:



CURVED DESIGN
PREVENTS CHAIR
FROM BEING USED
UPSIDE-DOWN AS
AN UNSAFE RESTING
PLACE FOR INFANT
CARRIERS



DURABLE:
SOLID HDPE FABRICATION
FACILITATES EASY CLEANING
AND POWER-WASHING

DESIGN:
LOW CENTER OF GRAVITY,
COMFORTABLE SEAT DESIGN;
SEAT HEIGHT FITS EASILY
UNDER STANDARD
FOODSERVICE TABLES

STACKABLE:
SMALL FOOTPRINT,
LIGHTWEIGHT
CONSTRUCTION



COLORS: Grey, Black, Red, Brown
SPECIAL ORDER COLORS: Tan, Blue, Green

BS754.01 DESIGNER HIGH CHAIR

REF	SIZE cm
BS754.01	L42.5 x W75 x H56.5

4501049 WOODEN HIGH CHAIR

REF	SIZE cm
BS754.03	L52 x W52 x H76.2

COLORS: Natural, Cherry
Solid hardwood construction
Non skid rubber feet
Stackable
Sturdy construction
Dual action buckle and adjustable safety harness



BS754.04 CINEMA SEAT

REF	SEAT HEIGHT CM	SIZE cm
BS754.04	11	L33 x W30.5 x H24.5

COLORS: Brown, Black
Designed for use in theatres, arenas, and auditoriums.
The contoured, pillow-top seating surface provides a comfortable
movie watching experience.





OUR PRESENCE

MIDDLE EAST

S01 Al Qusais
Industrial Area 3.
PO Box 122851,
Dubai, UAE



+971 4 224 5818

sales@rapid-supplies.com



EUROPE

26-30 Ealing Gateway,
Uxbridge Road,
London W5 2AU
United Kingdom



+44 7722 110665

info@rapid-supplies.co.uk



USA

509 Beaconsire Road,
Sugarland,
Houston, Texas,
77077, USA



+1 832 660 8819

info@rapid-supplies.com



ASIA

No. 11 Xing Chang Road
Dong Feng Town,
Zhongshan City,
GD Province, China



+86 158 20297053

info@rapid-supplies.cn



hotel projects

1000+

SUCCESSFULLY
COMPLETED WORLDWIDE



HORECA



+971 4 224 5818 sales@rapid-supplies.com
www.rapid-supplies.com